




The HZ[®]-M Steel Wall System

Imperial units



The development of the HZ[®]-M Steel Wall System

The race to build larger vessels for the transport of containers and bulk cargo around the world has resulted in an increase of the draught of major ports, and consequently the need for more heavy-load berthing facilities has arisen. To cope with these deeper structures, conventional steel sheet piles have been replaced with "combined walls" which consist of two complementary elements: a primary element (king pile) and a secondary element (intermediary sheet pile).

Aware of this inescapable evolution in the main application field for the high range of conventional steel sheet piles, "Arbed" (ArcelorMittal since 2007) in Luxembourg started producing the HZ-ZH combined wall system in the 1970's. Quickly this system imposed itself as the first choice for the construction of new quay walls in major ports of Germany, Italy, the USA and many emerging economies.

Later in the 1990's, the development of the AZ steel sheet piles led to an improvement of the system: introduction of new HZ king piles that were available in different thicknesses, in combination with these AZ sheet piles as intermediary infill sheet piles. This HZ/AZ system encountered a matchless success and is still being used all over the world, in most large ports, in deep excavations, in deep watertight cofferdams, etc. Shipments of the HZ/AZ steel wall system during the last years confirmed this evolution.

At the beginning of the XXI century, trends continued evolving towards larger sea-going vessels. Loads on the future berths were expected to continue to increase. Several new mega-ports were on the planning stage, most existing ports were expanding their capacities. Those investments would have required the execution of a large amount of new quay walls and the deepening of existing ones. New types of applications required larger high-capacity retaining walls.

As a consequence, a shortage of production capacity of the HZ/AZ combined walls was predicted for the long-term. In order to continue to supply state-of-the-art and competitive foundation solutions, the new challenge faced by ArcelorMittal was developing deeper hot rolled HZ sections with thicker flanges, and providing a substantial increase in productivity and production capacity, as well as being more cost-effective. For this development, an incredible amount of parameters and constraints had to be considered by our R&D.

In 2007, we launched the final research project. Many technical solutions were analysed, then several promising alternatives were investigated in detail in order to select the best choice: **a technically outstanding and proven system** based on existing experience and technology, and **economically a highly competitive solution** compared to existing systems and alternative construction methods and materials.

The HZ[®]-M Steel Wall concept consists in **hot rolling a wide flange beam, the HZ[®]-M, with variable thickness of the flange, and subsequently milling a groove into the flanges**, on which a connector is threaded. The finished product is quite similar to the previous HZ/AZ system.

This innovative system requires specialised milling equipment that was engineered and built for this high-precision task. The best suppliers were challenged to design and provide this exclusive milling instrument that would guarantee both a higher production capacity and productivity compared to the existing solution.

An additional advantage is that due to the tight milling tolerances which are achieved, a tighter and better mechanical connection between the flange of the king pile and the hot rolled connectors RH/RZ can be obtained.

Less than one year later, in 2008, ArcelorMittal was proud to supply just-in-time the first HZ[®]-M in a HZ[®]-M steel wall system for a huge project in Northern Germany. It proved to be a vast challenge mastered through excellent collaboration between several departments in Luxembourg: R&D, the rolling mill, the technical and the sales departments. The flexibility of the system has been further increased by extending the HZ-M range with the HZ 680M LT section in 2013.

Since 2015, with the introduction of the AZ-800 sections, new infill sheet piles are available which have further improved the competitiveness of the HZ[®]-M system. In 2019, the HZ 680M LT section was replaced by the new HZ 630M profile, to comply with the demand for stronger combined steel walls with construction height constraints.

We never doubted the success of this system and are confident that our customers will find within our large range of HZ/AZ combinations the most competitive solution for their project.

In 2019, ArcelorMittal has already delivered more than 1 million tonnes of the HZ/AZ system around the world: Brazil, Canada, France, Germany, Italy, Mexico, Nigeria, Poland, Russia, South Africa, The Netherlands, UK and USA, just to mention a few.

Launched in 2021, the **EcoSheetPile™ Plus** label certifies that the steel sheet piles are **produced from 100% recycled steel and 100% certified renewable electricity**.

This is covered by an Environmental Product Declaration (EPD), based on dedicated life-cycle analysis. EcoSheetPile™ Plus is an essential part of ArcelorMittal's **XCarb™ recycled and renewably produced** initiative to reach carbon neutrality by 2050.

The HZ[®]-M Steel Wall System

The HZ-M Steel Wall System is one of the most preferred solutions for port structures and other deep excavations. It is an HZ/AZ combined wall system that comprises the following elements:

- HZ-M king pile elements, fulfilling two different structural functions: withstand soil and hydrostatic pressures as well as bear vertical loads;
- a pair of AZ sheet piles as an intermediary element that has a soil-retaining and load-transferring function and is generally shorter than the HZ-M king piles;
- special hot rolled connectors (RH, RZD, RZU) connecting infill sheet piles and HZ-M king piles to guarantee a continuous wall.

The general concept of the HZ[®]-M Steel Wall System is based on a stiff king pile with light intermediary sheet piles resulting in an overall safe and cost-effective high capacity retaining structure, with a high stiffness and high bending moment capacity.

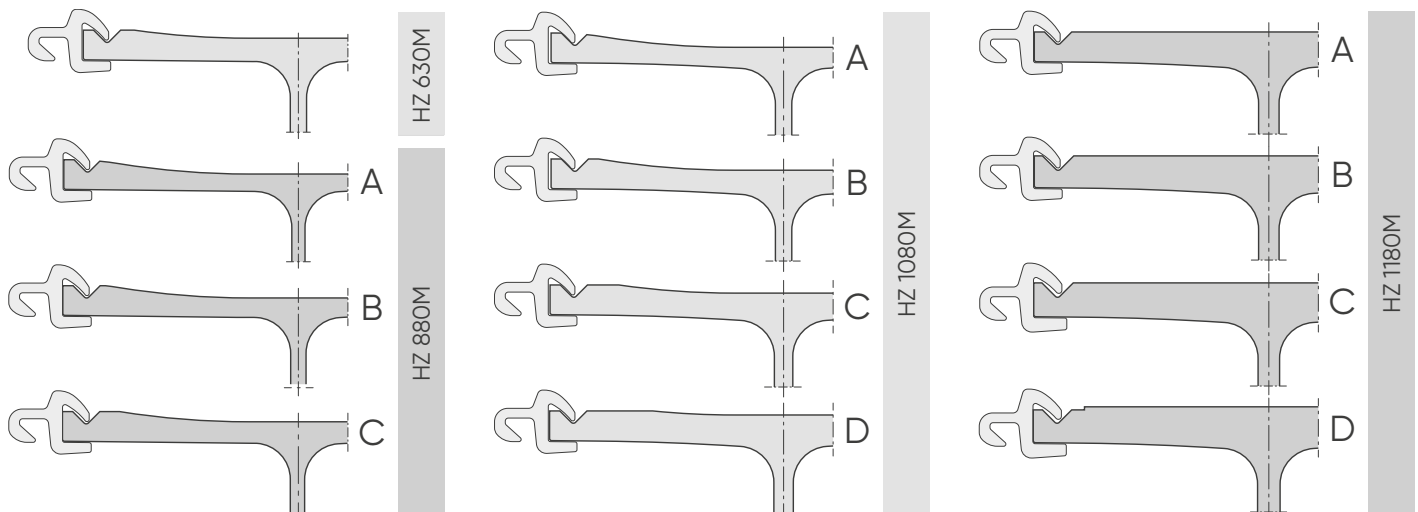
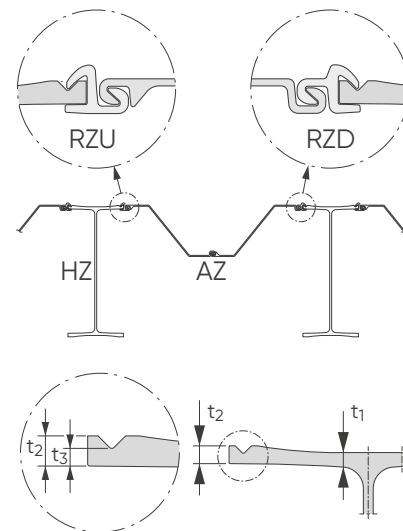
The main advantage of HZ-M king piles is the concave geometry of the flanges of the lighter sections, and the unmatched flange thickness of the heavier king pile sections with up to 1.57 in.

To thread the RH/RZ connectors, a groove is milled into the flange. The milling equipment was designed to guarantee very tight tolerances of the groove, which improves interlocking of the connection and ensures sufficient residual steel thickness t_3 . The groove is milled if required; flanges without connectors are not milled.

The connectors are threaded over the mill grooves of the HZ-M pile and partially welded, thus increasing the stiffness and the section modulus of the whole wall. Unlike other combined wall system, the geometry of the connectors ensures a "mechanical connection" between the two elements of the HZ/AZ system and guarantees the continuity of the wall without relying on the welding of the connectors.

Additionally, the HZ/AZ system presents advantages compared to equivalent tube-combiwalls:

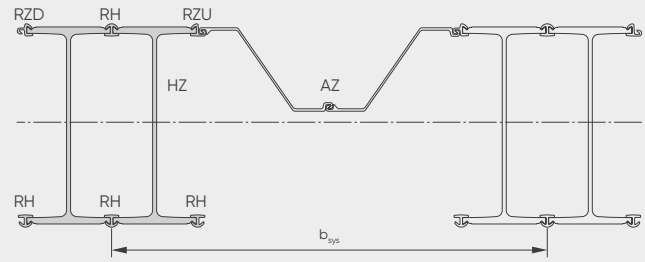
- it forms an almost straight wall on the water side/ excavation side;
- the depth of the HZ/AZ system is shallower, which is an advantage in tight situations (for instance, when installing a wall in front of an existing berthing facility);
- less impact of sea water corrosion on lifetime design (only front side flange of the HZ-M is exposed to sea water);
- the mechanical connection of RZ interlocks to the HZ-M beams provide additional safety, e.g. in case of corrosion of the fixation welding;
- the construction of the capping beam is easier and requires less concrete;
- anchoring of the HZ-M is more simple (see specific paragraph on page 31).



Definition of the HZ[®]-M Steel Wall System

The outstanding feature of the HZ/AZ combined wall system is the extensive collection of possible combinations using the entire AZ sheet pile range (6 solutions for each HZ-M section; AZ range including all rolled-up and rolled-down AZ sections). The combinations are based on the same principle: structural supports comprising 1 or 2 HZ-M king pile sections alternating with intermediary double AZ sheet pile sections, or as alternative without any infill sheet piles.

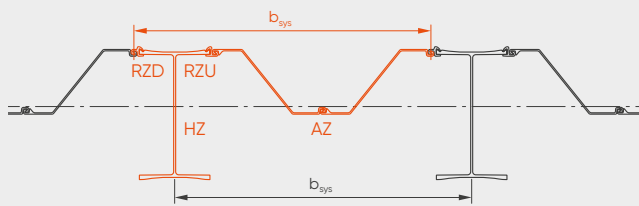
In this brochure, to limit the number of pages, the tables are restricted to the main infill sheet pile options from our AZ rolling program, but data for other combinations are available on request.



HZ 1180M D - 26 / AZ 25-800

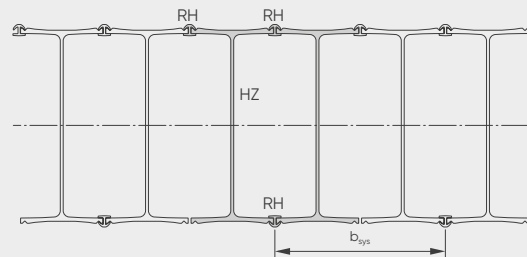
2 king piles HZ 1180M D
Intermediary double pile

Denomination of the HZ-M Steel Wall System:



HZ 880M A - 12 / AZ 20-800

1 king pile HZ 880M A
intermediary double pile

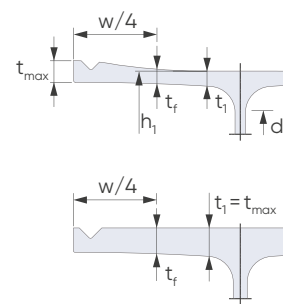
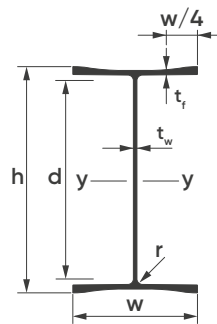


HZ 1080M B - C23

2 king piles HZ 1080M B

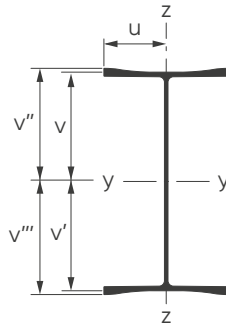
Fig.1. HZ/AZ steel wall system: definitions and designations.

HZ[®]-M - King piles



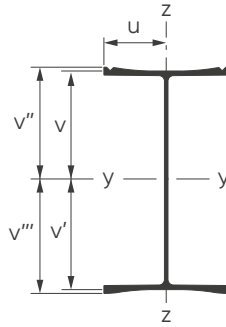
Section	h	h ₁	d	w	t _f	t _{max}	t _f	t _w	r	A _v	Suitable connectors	
	in	in	in	in	in	in	in	in	in	in ²		
HZ 630M	24.86	24.24	20.08	16.54	0.89	1.14	0.95	0.63	1.18	18.00	RZD/RZU 16	RH 16
HZ 880M A	32.73	31.63	27.94	18.03	0.67	1.14	0.74	0.51	1.18	18.60	RZD/RZU 16	RH 16
HZ 880M B	32.73	31.79	27.94	18.11	0.74	1.14	0.82	0.59	1.18	21.27	RZD/RZU 16	RH 16
HZ 880M C	32.73	31.94	27.94	18.11	0.82	1.14	0.90	0.59	1.18	21.54	RZD/RZU 16	RH 16
HZ 1080M A	42.33	41.24	37.23	17.87	0.81	1.14	0.77	0.63	1.18	28.80	RZD/RZU 16	RH 16
HZ 1080M B	42.33	41.47	37.23	17.87	0.93	1.14	0.89	0.63	1.18	29.18	RZD/RZU 16	RH 16
HZ 1080M C	42.33	41.71	37.23	17.95	1.05	1.14	1.01	0.71	1.18	32.76	RZD/RZU 16	RH 16
HZ 1080M D	42.33	42.02	37.23	17.99	1.21	1.21	1.17	0.75	1.18	34.89	RZD/RZU 16	RH 16
HZ 1180M A	42.34	-	37.23	18.03	1.37	1.36	1.22	0.79	1.18	37.02	RZD/RZU 16	RH 16
HZ 1180M B	42.50	-	37.23	18.03	1.44	1.44	1.30	0.79	1.18	37.29	RZD/RZU 16	RH 16
HZ 1180M C	42.65	-	37.23	18.07	1.52	1.52	1.38	0.83	1.18	39.17	RZD/RZU 18	RH 20
HZ 1180M D	42.81	-	37.23	18.11	1.60	1.60	1.46	0.87	1.18	41.06	RZD/RZU 18	RH 20

Solution 100



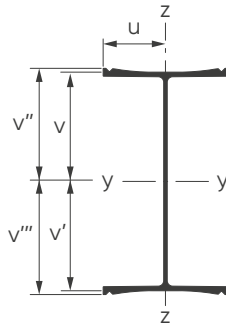
Section	Dimensions					Properties per solution										
	v	v'	v''	v'''	u	A	G	I _y	I _z	I _t	I _ω	W _{el,y} *	W _{el,y} **	W _{el,z}	A _{LW}	A _{LS}
	in	in	in	in	in	in ²	lb/ft	in ⁴	in ⁴	in ⁴	10 ³ in ⁶	in ³	in ³	in ³	ft ² /ft	ft ² /ft
HZ 630M	12.12	12.12	12.43	12.43	8.27	48.37	164.59	5306.2	822.2	14.4	109.68	437.7	-	99.4	1.38	7.97
HZ 880M A	15.82	15.82	16.36	16.36	9.02	46.47	158.13	8,714.0	961.1	9.6	225.84	551.0	-	106.6	1.51	9.67
HZ 880M B	15.89	15.89	16.36	16.36	9.06	51.52	175.34	9,578.3	1,027.8	12.4	243.06	602.7	-	113.5	1.51	9.68
HZ 880M C	15.97	15.97	16.36	16.36	9.06	53.76	182.97	10,155.3	1,065.8	14.4	253.85	635.8	-	117.7	1.51	9.68
HZ 1080M A	20.62	20.62	21.17	21.17	8.94	57.63	196.13	16,805.3	944.7	13.2	379.67	815.1	-	105.7	1.49	11.17
HZ 1080M B	20.74	20.74	21.17	21.17	8.94	61.26	208.46	18,373.8	1,016.2	16.5	411.73	886.1	-	113.7	1.49	11.17
HZ 1080M C	20.85	20.85	21.17	21.17	8.98	67.77	230.62	20,257.8	1,079.8	21.7	440.86	971.4	-	120.3	1.50	11.17
HZ 1080M D	21.01	21.01	21.17	21.17	9.00	73.04	248.56	22,093.2	1,127.5	27.8	465.16	1,051.5	-	125.3	1.50	11.17
HZ 1180M A	21.17	21.17	21.17	21.17	9.02	77.26	262.92	23,479.2	1,151.8	33.4	479.01	1,109.1	-	127.8	1.50	11.18
HZ 1180M B	21.25	21.25	21.25	21.25	9.02	80.09	272.57	24,755.0	1,228.6	38.2	513.05	1,165.1	-	136.3	1.50	11.20
HZ 1180M C	21.33	21.33	21.33	21.33	9.04	84.61	287.95	26,296.4	1,314.5	44.7	551.03	1,233.0	-	145.5	1.51	11.23
HZ 1180M D	21.41	21.41	21.41	21.41	9.06	89.14	303.37	27,852.9	1,401.5	52.3	589.56	1,301.2	-	154.8	1.53	11.24

Solution 102



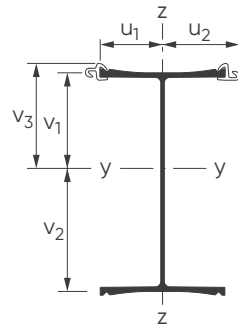
Section	Dimensions					Properties per solution										
	v	v'	v''	v'''	u	A	G	I _y	I _z	I _t	I _ω	W _{el,y} *	W _{el,y} **	W _{el,z}	A _{LW}	A _{LS}
	in	in	in	in	in	in ²	lb/ft	in ⁴	in ⁴	in ⁴	10 ³ in ⁶	in ³	in ³	in ³	ft ² /ft	ft ² /ft
HZ 630M	12.26	11.98	12.57	12.29	8.27	47.83	162.77	5,224.5	793.1	13.7	105.81	426.2	-	95.9	1.44	7.97
HZ 880M A	15.99	15.64	16.54	16.19	9.02	45.97	156.46	8,583.7	928.6	9.0	218.22	536.9	-	103.0	1.57	9.67
HZ 880M B	16.06	15.72	16.54	16.19	9.06	50.98	173.51	9,435.9	992.2	11.8	234.61	587.4	-	109.6	1.58	9.68
HZ 880M C	16.14	15.81	16.53	16.20	9.06	53.23	181.14	10,012.9	1,030.1	13.7	245.37	620.5	-	113.8	1.58	9.68
HZ 1080M A	20.80	20.44	21.34	20.99	8.94	57.15	194.49	16,590.8	913.4	12.6	367.05	797.8	-	102.2	1.55	11.17
HZ 1080M B	20.92	20.55	21.35	20.98	8.94	60.72	206.63	18,134.7	981.6	15.8	397.56	866.8	-	109.8	1.56	11.17
HZ 1080M C	21.02	20.69	21.34	21.00	8.98	67.23	228.79	20,018.9	1,044.9	21.0	426.44	952.3	-	116.4	1.56	11.17
HZ 1080M D	21.17	20.86	21.32	21.01	9.00	72.50	246.73	21,854.4	1,092.3	27.1	450.52	1,032.5	-	121.4	1.56	11.17
HZ 1180M A	21.32	21.02	21.32	21.02	9.02	76.72	261.08	23,238.6	1,116.2	32.5	464.17	1,090.1	-	123.8	1.57	11.18
HZ 1180M B	21.44	21.06	21.44	21.06	9.02	79.37	270.13	24,433.5	1,181.4	37.1	493.10	1,139.7	-	131.0	1.58	11.20
HZ 1180M C	21.51	21.15	21.51	21.15	9.04	83.89	285.51	25,972.6	1,267.1	43.7	530.88	1,207.6	-	140.2	1.58	11.23
HZ 1180M D	21.67	21.14	21.67	21.14	9.06	88.05	299.66	27,355.6	1,329.5	50.7	558.54	1,262.5	-	146.8	1.60	11.24

Solution 104



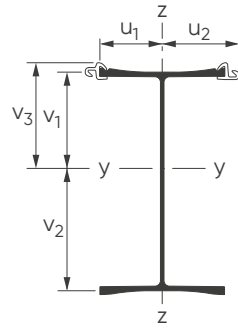
Section	Dimensions					Properties per solution										
	v	v'	v''	v'''	u	A	G	I _y	I _z	I _t	I _ω	W _{ely} *	W _{ely} **	W _{el,z}	A _{LW}	A _{LS}
	in	in	in	in	in	in ²	lb/ft	in ⁴	in ⁴	in ⁴	10 ³ in ⁶	in ³	in ³	in ³	ft ² /ft	ft ² /ft
HZ 630M	12.12	12.12	12.43	12.43	8.27	47.29	160.94	5,144.6	764.0	13.1	102.20	424.4	-	92.4	1.44	8.04
HZ 880M A	15.82	15.82	16.36	16.36	9.02	45.48	154.78	8,456.2	896.1	8.5	211.12	534.7	-	99.4	1.57	9.73
HZ 880M B	15.89	15.89	16.36	16.36	9.06	50.45	171.68	9,296.3	956.5	11.1	226.72	584.9	-	105.6	1.58	9.74
HZ 880M C	15.97	15.97	16.36	16.36	9.06	52.69	179.31	9,873.3	994.5	13.1	237.43	618.2	-	109.8	1.58	9.74
HZ 1080M A	20.62	20.62	21.17	21.17	8.94	56.67	192.84	16,379.9	882.1	12.0	355.26	794.4	-	98.7	1.55	11.23
HZ 1080M B	20.74	20.74	21.17	21.17	8.94	60.18	204.80	17,899.8	947.0	15.1	384.36	863.2	-	106.0	1.56	11.23
HZ 1080M C	20.85	20.85	21.17	21.17	8.98	66.69	226.96	19,783.7	1,009.9	20.4	412.95	948.7	-	112.5	1.56	11.23
HZ 1080M D	21.01	21.01	21.17	21.17	9.00	71.96	244.90	21,619.1	1,057.2	26.5	436.79	1,028.9	-	117.5	1.56	11.24
HZ 1180M A	21.17	21.17	21.17	21.17	9.02	76.17	259.23	23,001.4	1,080.6	32.0	450.16	1,086.6	-	119.9	1.57	11.24
HZ 1180M B	21.25	21.25	21.25	21.25	9.02	78.66	267.68	24,117.8	1,134.2	36.3	474.70	1,135.1	-	125.8	1.58	11.28
HZ 1180M C	21.33	21.33	21.33	21.33	9.04	83.17	283.06	25,654.4	1,219.6	42.8	512.31	1,202.9	-	135.0	1.58	11.31
HZ 1180M D	21.41	21.41	21.41	21.41	9.06	86.96	295.94	26,870.5	1,257.5	49.1	530.71	1,255.3	-	138.9	1.60	11.31

Solution 124



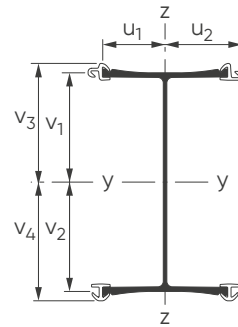
Section	Dimensions					Properties per solution										
	v ₁	v ₂	v ₃	u ₁	u ₂	A	G	I _y	I _z	I _t	I _ω	W _{ely} *	W _{ely} **	W _{el,z}	A _{LW}	A _{LS}
	in	in	in	in	in	in ²	lb/ft	in ⁴	in ⁴	in ⁴	10 ³ in ⁶	in ³	in ³	in ³	ft ² /ft	ft ² /ft
HZ 630M	10.71	13.53	11.82	8.26	10.39	53.66	182.62	5,937.2	1253.8	16.9	142.72	438.9	502.2	120.7	1.91	8.35
HZ 880M A	13.87	17.76	15.23	9.01	11.14	51.85	176.46	9,853.3	1472.7	12.1	295.46	554.9	647.1	132.2	2.04	9.90
HZ 880M B	14.12	17.66	15.40	9.05	11.18	56.82	193.36	10,710.5	1537.8	14.8	314.31	606.3	695.7	137.6	2.05	9.91
HZ 880M C	14.27	17.68	15.46	9.05	11.18	59.06	201.00	11,294.3	1575.8	16.7	327.00	639.0	730.4	141.0	2.05	9.91
HZ 1080M A	18.54	22.70	19.89	8.93	11.06	63.04	214.53	18,812.5	1449.2	15.7	497.11	828.7	946.0	131.1	2.02	11.39
HZ 1080M B	18.76	22.71	20.00	8.93	11.06	66.55	226.49	20,346.7	1514.1	18.8	531.53	896.0	1,017.5	136.9	2.03	11.40
HZ 1080M C	19.06	22.65	20.17	8.97	11.10	73.06	248.65	22,253.8	1581.7	24.0	565.69	982.5	1,103.2	142.5	2.03	11.40
HZ 1080M D	19.34	22.69	20.29	8.99	11.12	78.33	266.58	24,105.0	1631.4	30.1	593.94	1,062.5	1,187.8	146.8	2.03	11.41
HZ 1180M A	19.58	22.76	20.38	9.01	11.14	82.55	280.92	25,498.5	1657.2	35.9	610.14	1,120.4	1,251.2	148.8	2.04	11.41
HZ 1180M B	19.70	22.79	20.43	9.01	11.14	85.03	289.36	26,621.0	1710.7	40.3	638.26	1,168.0	1,303.4	153.6	2.04	11.43
HZ 1180M C	19.72	22.94	20.48	9.03	11.16	90.24	307.11	28,409.7	1849.7	48.6	693.27	1,238.6	1,387.4	165.8	2.08	11.46
HZ 1180M D	19.86	22.95	20.54	9.05	11.18	94.03	319.99	29,635.2	1890.2	55.0	715.10	1,291.3	1,442.7	169.1	2.10	11.47

Solution 12



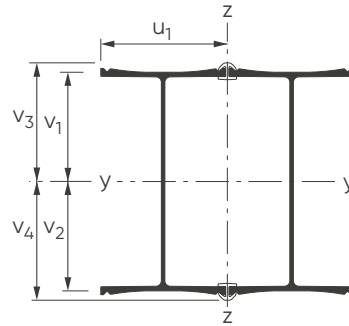
Section	Dimensions					Properties per solution										
	v_1	v_2	v_3	u_1	u_2	A	G	I_y	I_z	I_t	I_w	W_{ely}^*	W_{ely}^{**}	$W_{el,z}$	A_{LW}	A_{LS}
	in	in	in	in	in	in ²	lb/ft	in ⁴	in ⁴	in ⁴	10 ³ in ⁶	in ³	in ³	in ³	ft ² /ft	ft ² /ft
HZ 630M	10.85	13.39	11.96	8.26	10.39	54.20	184.45	6036.6	1,282.9	17.4	149.91	450.7	504.8	123.5	1.91	8.29
HZ 880M A	14.04	17.59	15.40	9.01	11.14	52.35	178.14	10,013.4	1,505.2	12.6	309.68	569.4	650.4	135.1	2.04	9.84
HZ 880M B	14.29	17.50	15.56	9.05	11.18	57.36	195.19	10,882.4	1,573.5	15.4	329.75	622.0	699.2	140.8	2.05	9.85
HZ 880M C	14.43	17.52	15.62	9.05	11.18	59.60	202.83	11,464.9	1,611.4	17.3	342.37	654.6	733.8	144.2	2.05	9.85
HZ 1080M A	18.72	22.51	20.07	8.93	11.06	63.52	216.17	19,067.5	1,480.5	16.2	520.72	846.9	949.9	133.9	2.02	11.34
HZ 1080M B	18.96	22.51	20.19	8.93	11.06	67.09	228.32	20,628.1	1,548.7	19.4	557.26	916.2	1,021.7	140.1	2.03	11.33
HZ 1080M C	19.23	22.48	20.35	8.97	11.10	73.60	250.48	22,531.1	1,616.7	24.6	591.43	1,002.5	1,107.3	145.7	2.03	11.34
HZ 1080M D	19.50	22.53	20.46	8.99	11.12	78.87	268.41	24,379.5	1,666.5	30.7	619.71	1,082.3	1,191.9	149.9	2.03	11.34
HZ 1180M A	19.73	22.61	20.53	9.01	11.14	83.09	282.76	25,773.1	1,692.8	36.6	636.33	1,140.1	1,255.2	152.0	2.04	11.34
HZ 1180M B	19.89	22.60	20.61	9.01	11.14	85.75	291.81	26,985.0	1,758.2	41.3	672.36	1,193.9	1,309.0	157.9	2.04	11.36
HZ 1180M C	19.90	22.76	20.66	9.03	11.16	90.96	309.55	28,778.5	1,897.2	49.7	728.05	1,264.6	1,393.2	170.1	2.08	11.39
HZ 1180M D	20.13	22.68	20.81	9.05	11.18	95.12	323.70	30,194.1	1,962.2	56.7	766.85	1,331.1	1,451.1	175.6	2.10	11.40

Solution 14



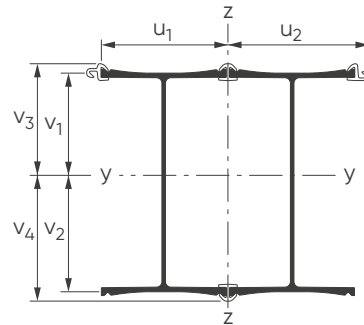
Section	Dimensions						Properties per solution										
	v_1	v_2	v_3	v_4	u_1	u_2	A	G	I_y	I_z	I_t	I_w	W_{ely}^*	W_{ely}^{**}	$W_{el,z}$	A_{LW}	A_{LS}
	in	in	in	in	in	in	in ²	lb/ft	in ⁴	in ⁴	in ⁴	10 ³ in ⁶	in ³	in ³	in ³	ft ² /ft	ft ² /ft
HZ 630M	12.10	12.14	13.22	13.25	8.26	10.39	59.90	203.85	6,939.7	1,711.8	20.8	232.59	571.8	523.7	164.8	1.91	9.21
HZ 880M A	15.79	15.84	17.14	17.20	9.01	11.14	58.09	197.70	11,628.6	2,013.9	15.8	481.45	734.1	676.2	180.8	2.04	10.62
HZ 880M B	15.87	15.92	17.14	17.19	9.05	11.18	63.06	214.59	12,468.7	2,083.6	18.4	501.51	783.4	725.1	186.4	2.05	10.63
HZ 880M C	15.95	15.99	17.14	17.19	9.05	11.18	65.30	222.23	13,045.7	2,121.5	20.4	514.37	815.6	758.7	189.8	2.05	10.63
HZ 1080M A	20.59	20.65	21.94	22.00	8.93	11.06	69.28	235.76	21,761.8	1,981.3	19.2	810.63	1,053.9	989.0	179.2	2.02	12.11
HZ 1080M B	20.71	20.77	21.94	22.00	8.93	11.06	72.79	247.72	23,281.5	2,046.2	22.4	844.03	1,121.2	1,058.2	185.0	2.03	12.11
HZ 1080M C	20.83	20.88	21.94	22.00	8.97	11.10	79.30	269.88	25,165.6	2,118.4	27.6	880.41	1,205.2	1,143.9	190.9	2.03	12.12
HZ 1080M D	20.99	21.04	21.94	22.00	8.99	11.12	84.57	287.81	27,001.0	2,170.3	33.7	910.54	1,283.5	1,227.4	195.2	2.03	12.12
HZ 1180M A	21.15	21.19	21.94	21.97	9.01	11.14	88.78	302.15	28,383.2	2,198.4	39.6	929.19	1,339.3	1,291.7	197.4	2.04	12.12
HZ 1180M B	21.22	21.27	21.95	22.00	9.01	11.14	91.27	310.60	29,499.6	2,251.9	44.0	957.17	1,386.8	1,341.1	202.2	2.04	12.13
HZ 1180M C	21.49	21.16	22.25	21.92	9.03	11.16	98.07	333.73	31,982.3	2,538.0	54.7	1,088.07	1,488.0	1,437.2	227.5	2.08	12.24
HZ 1180M D	21.57	21.25	22.25	21.93	9.05	11.18	101.85	346.61	33,198.4	2,581.4	60.9	1,111.46	1,539.4	1,492.3	231.0	2.10	12.26

Solution 22



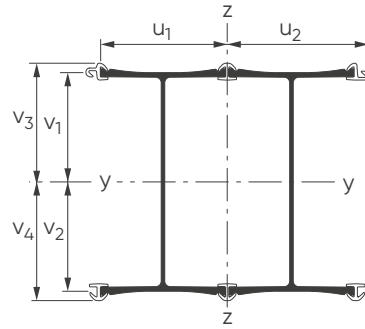
Section	Dimensions						Properties per solution										
	v ₁	v ₂	v ₃	v ₄	u ₁	u ₂	A	G	I _y	I _z	I _t	I _ω	W _{ely} *	W _{ely} **	W _{el,z}	A _{LW}	A _{LS}
	in	in	in	in	in	in	in ²	lb/ft	in ⁴	in ⁴	in ⁴	10 ³ in ⁴	in ³	in ³	in ³	ft ² /ft	ft ² /ft
HZ 630M	12.12	12.12	13.24	13.24	16.81	16.81	100.82	343.10	11,185.2	8,433.8	5,736.1	261.7	922.8	845.1	501.7	3.0	9.63
HZ 880M A	15.82	15.82	17.17	17.17	18.31	18.31	97.20	330.79	18,492.4	9,647.5	7,951.3	674.4	1,169.3	1,076.9	527.0	3.3	11.45
HZ 880M B	15.89	15.89	17.17	17.17	18.39	18.39	107.13	364.59	20,172.7	10,699.5	9,097.2	690.2	1,269.2	1,174.8	581.9	3.3	11.47
HZ 880M C	15.97	15.97	17.17	17.17	18.39	18.39	111.62	379.85	21,326.7	11,166.0	9,306.5	777.9	1,335.2	1,242.0	607.3	3.3	11.47
HZ 1080M A	20.62	20.62	21.97	21.97	18.15	18.15	119.57	406.92	35,436.0	11,385.5	12,938.6	1,383.9	1,718.7	1,612.7	627.3	3.3	12.93
HZ 1080M B	20.74	20.74	21.97	21.97	18.15	18.15	126.60	430.84	38,475.7	12,111.6	13,334.4	1,639.4	1,855.5	1,751.0	667.3	3.3	12.94
HZ 1080M C	20.85	20.85	21.97	21.97	18.23	18.23	139.62	475.16	42,243.6	13,439.8	15,036.9	1,746.3	2,025.7	1,922.5	737.3	3.3	12.95
HZ 1080M D	21.01	21.01	21.97	21.97	18.27	18.27	150.16	511.03	45,914.4	14,489.0	16,098.5	1,926.9	2,185.2	2,089.6	793.2	3.3	12.95
HZ 1180M A	21.17	21.17	21.97	21.97	18.31	18.31	158.59	539.70	48,678.9	15,315.8	17,044.0	2,013.7	2,299.5	2,215.4	836.6	3.3	12.96
HZ 1180M B	21.25	21.25	21.97	21.97	18.31	18.31	163.55	556.59	50,911.8	15,851.4	16,725.7	2,206.6	2,396.1	2,317.0	865.9	3.3	13.00
HZ 1180M C	21.33	21.33	22.09	22.09	18.39	18.39	174.17	592.74	54,650.4	16,987.3	17,908.5	2,432.6	2,562.5	2,474.4	923.9	3.3	13.04
HZ 1180M D	21.41	21.41	22.09	22.09	18.43	18.43	181.74	618.50	57,082.5	17,788.8	18,787.2	2,505.1	2,666.7	2,584.5	965.5	3.4	13.07

Solution 24



Section	Dimensions						Properties per solution										
	v ₁	v ₂	v ₃	v ₄	u ₁	u ₂	A	G	I _y	I _z	I _t	I _ω	W _{ely} *	W _{ely} **	W _{el,z}	A _{LW}	A _{LS}
	in	in	in	in	in	in	in ²	lb/ft	in ⁴	in ⁴	in ⁴	10 ³ in ⁴	in ³	in ³	in ³	ft ² /ft	ft ² /ft
HZ 630M	11.42	12.83	12.53	13.94	16.81	18.93	107.19	364.79	12,031.0	10,338.8	6,085.9	354.57	938.1	863.0	546.1	3.50	9.94
HZ 880M A	14.84	16.79	16.20	18.14	18.30	20.43	103.57	352.48	19,987.0	11,896.0	7,954.0	896.15	1,190.7	1,101.7	582.3	3.75	11.62
HZ 880M B	15.01	16.78	16.28	18.06	18.38	20.51	113.50	386.27	21,675.8	12,966.9	9,090.4	911.30	1,291.8	1,200.4	632.3	3.77	11.64
HZ 880M C	15.12	16.83	16.32	18.02	18.38	20.51	117.99	401.54	22,833.2	13,433.4	9,423.6	1,011.65	1,357.1	1,266.8	655.1	3.77	11.64
HZ 1080M A	19.58	21.66	20.93	23.02	18.14	20.27	125.94	428.61	38,005.0	13,596.5	12,952.5	1,801.03	1,754.6	1,651.3	670.7	3.73	13.10
HZ 1080M B	19.75	21.72	20.99	22.96	18.14	20.27	132.97	452.52	41,051.9	14,322.7	13,338.5	2,088.54	1,889.8	1,788.0	706.6	3.73	13.11
HZ 1080M C	19.96	21.75	21.07	22.87	18.22	20.35	145.99	496.84	44,831.4	15,669.5	15,038.3	2,203.45	2,060.9	1,960.1	770.1	3.74	13.12
HZ 1080M D	20.17	21.85	21.14	22.81	18.26	20.39	156.53	532.71	48,510.1	16,728.2	16,112.1	2,401.67	2,220.2	2,126.6	820.5	3.75	13.12
HZ 1180M A	20.37	21.97	21.18	22.77	18.30	20.43	164.96	561.38	51,280.2	17,564.3	17,239.8	2,496.73	2,334.7	2,252.2	859.9	3.75	13.13
HZ 1180M B	20.48	22.02	21.20	22.75	18.30	20.43	169.92	578.28	53,516.1	18,099.9	17,283.1	2,704.22	2,430.4	2,352.8	886.1	3.76	13.15
HZ 1180M C	20.53	22.13	21.29	22.89	18.38	20.51	181.24	616.79	57,523.0	19,477.8	17,911.7	2,999.37	2,599.6	2,513.3	949.8	3.82	13.20
HZ 1180M D	20.64	22.17	21.32	22.86	18.42	20.55	188.81	642.55	59,959.8	20,289.8	18,834.4	3,085.94	2,704.0	2,623.4	987.5	3.86	13.23

Solution 26



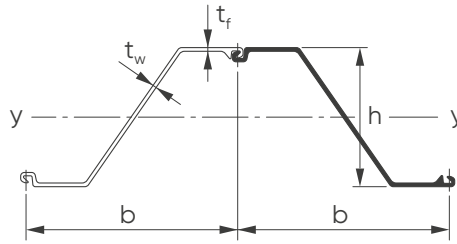
Section	Dimensions						Properties per solution										
	v_1	v_2	v_3	v_4	u_1	u_2	A	G	I_y	I_z	I_t	I_ω	$W_{el,y}^*$	$W_{el,y}^{**}$	$W_{el,z}$	A_{LW}	A_{LS}
	in	in	in	in	in	in	in ²	lb/ft	in ⁴	in ⁴	in ⁴	10 ³ in ⁶	in ³	in ³	in ³	ft ² /ft	ft ² /ft
HZ 630M	12.11	12.13	13.23	13.24	16.81	18.93	113.43	386.02	12,980.3	12,162.8	6,089.5	483.05	1,070.2	980.1	642.4	3.50	10.80
HZ 880M A	15.80	15.83	17.16	17.19	18.30	20.43	109.81	373.71	21,664.8	14,052.9	7,957.9	1,208.37	1,368.7	1,260.7	687.9	3.75	12.33
HZ 880M B	15.88	15.91	17.16	17.18	18.38	20.51	119.74	407.50	23,345.0	15,142.1	9,095.8	1,212.94	1,467.7	1,358.6	738.4	3.77	12.35
HZ 880M C	15.96	15.98	17.16	17.18	18.38	20.51	124.23	422.77	24,499.0	15,608.6	9,425.1	1,327.70	1,532.7	1,425.6	761.1	3.77	12.35
HZ 1080M A	20.60	20.63	21.96	21.99	18.14	20.27	132.18	449.84	40,817.8	15,717.1	13,097.6	2,360.70	1,978.2	1,859.0	775.4	3.73	13.81
HZ 1080M B	20.72	20.75	21.96	21.99	18.14	20.27	139.21	473.75	43,857.5	16,443.3	13,341.1	2,680.63	2,113.5	1,997.4	811.2	3.73	13.82
HZ 1080M C	20.84	20.87	21.96	21.99	18.22	20.35	152.23	518.07	47,625.5	17,808.3	15,043.2	2,790.03	2,282.2	2,168.8	875.2	3.74	13.83
HZ 1080M D	21.00	21.02	21.96	21.99	18.26	20.39	162.77	553.94	51,296.2	18,876.0	16,112.6	3,000.12	2,439.8	2,335.9	925.9	3.75	13.83
HZ 1180M A	21.16	21.18	21.96	21.99	18.30	20.43	171.20	582.61	54,060.7	19,721.2	17,208.1	3,094.22	2,552.3	2,461.7	965.4	3.75	13.84
HZ 1180M B	21.24	21.26	21.96	21.99	18.30	20.43	176.16	599.51	56,293.6	20,256.9	17,287.4	3,320.98	2,647.9	2,563.3	991.7	3.76	13.85
HZ 1180M C	21.41	21.24	22.17	22.00	18.38	20.51	189.07	643.42	60,979.6	22,216.2	17,941.7	3,808.09	2,847.8	2,750.2	1,083.4	3.82	13.97
HZ 1180M D	21.49	21.32	22.17	22.00	18.42	20.55	196.63	669.18	63,411.7	23,041.8	18,829.7	3,881.75	2,951.0	2,860.4	1,121.5	3.86	14.01

Note: Alternative solutions are available on request.

Combined wall, combination 24

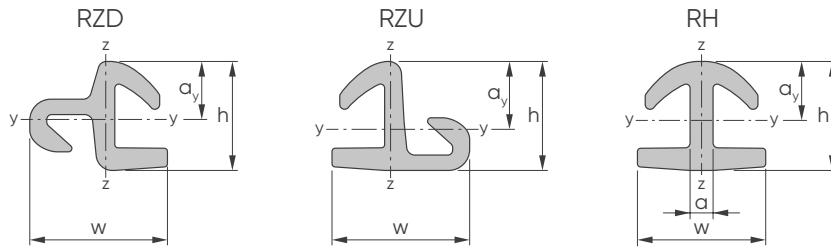


AZ[®] - Intermediary piles



Section	Dimensions				Properties per double pile					
	h	b	t _f	t _w	A	G	I _y	W _{el,y}	i _y	A _{LW}
	in	in	in	in	in ²	lb/ft	in ⁴	in ³	in	ft ² /ft
AZ 20-800	17.72	31.50	0.375	0.375	34.97	119.01	1731.5	195.6	7.04	6.82
AZ 20-800-10/10	17.74	31.50	0.394	0.394	36.52	124.27	1,803.6	203.5	7.03	6.82
AZ 25-800	18.70	31.50	0.492	0.394	40.50	137.82	2,283.8	244.4	7.51	6.94
AZ 13-770	13.54	30.32	0.354	0.354	30.04	102.23	827.4	122.0	5.25	6.05
AZ 14-770-10/10	13.58	30.32	0.394	0.394	32.74	111.41	896.9	132.1	5.23	6.05
AZ 28-750	20.04	29.53	0.472	0.394	39.80	135.46	2,578.1	257.2	8.05	6.93
AZ 30-750	20.08	29.53	0.512	0.433	42.95	146.17	2,762.9	275.2	8.02	6.93
AZ 32-750	20.12	29.53	0.551	0.472	46.10	156.88	2,948.1	293.2	8.00	6.93
AZ 13-700	12.40	27.56	0.375	0.375	29.22	99.45	690.7	111.4	4.86	5.61
AZ 13-700-10/10	12.42	27.56	0.394	0.394	30.47	103.71	718.6	115.6	4.86	5.61
AZ 18-700	16.54	27.56	0.354	0.354	30.21	102.81	1271.4	153.8	6.48	6.10
AZ 20-700	16.57	27.56	0.394	0.394	32.98	112.22	1377.6	166.3	6.46	6.10
AZ 26-700	18.11	27.56	0.480	0.480	40.62	138.24	2,008.7	221.8	7.03	6.33
AZ 18-10/10	15.00	24.80	0.394	0.394	30.72	104.55	1076.1	143.7	5.92	5.61
AZ 26	16.81	24.80	0.512	0.480	38.63	131.45	1680.3	199.9	6.60	5.84

Connectors



Section	Dimensions				Properties							
	h	w	a	a _y	A	G	I _y	I _z	W _{el,y}	W _{el,z}	A _{LW}	A _{LS}
	in	in	in	in	in ²	lb/ft	in ⁴	in ⁴	in ³	in ³	ft ² /ft	ft ² /ft
RZD 16	2.43	3.19	-	1.24	3.21	10.89	1.4	2.3	1.1	1.3	0.39	0.20
RZU 16	2.43	3.19	-	1.51	3.16	10.82	1.6	2.3	1.1	1.3	0.26	0.33
RH 16	2.43	2.69	0.48	1.28	3.12	10.62	2.0	1.3	1.5	1.0	0.33	0.30
RZD 18	2.65	3.35	-	1.41	3.57	12.16	1.9	2.6	1.3	1.5	0.39	0.23
RZU 18	2.65	3.35	-	1.66	3.50	12.03	2.2	2.6	1.3	1.5	0.30	0.33
RH 20	2.65	3.12	0.56	1.44	3.91	13.31	3.0	2.1	2.0	1.3	0.36	0.33

Note: For suitable combinations of connectors and HZ[®]-M king piles, see page 4.

Delivery conditions

Tolerances

Standard EN 10248-2

HZ[®]-MAZ[®]

Mass ¹⁾	± 5 %	± 5 %
Length (L)	± 7.87 in	± 7.87 in
Thicknesses (t_r, t_w)	$t_r, t_w > 0.49$ in: + 0.10 in / - 0.06 in	$t_r, t_w > 0.33$ in: ± 6 %
Height (h)	$h \geq 19.69$ in: ± 0.28 in	$h \geq 11.8$ in: ± 0.28 in
Width single pile	± 2 % w	± 2 % b
Width double piles	-	± 3 % (2b)
Straightness (q)	≤ 0.2 % L	≤ 0.2 % L
Ends out of square	± 2 % w	± 2 % b

¹⁾ From the mass of the total delivery.

Maximum rolling length²⁾

HZ	108.3 ft
AZ	101.7 ft
RZD / RZU / RH	78.7 ft

²⁾ Longer sections may be supplied. Please contact us.

Section	EN 10248-1							ASTM	
	S 240 GP	S 270 GP	S 320 GP	S 355 GP	S 390 GP	S 430 GP	S 460 GP	A 572	A 690
HZ	✓ ³⁾	✓	✓	✓	✓	✓	✓	✓	✓
AZ	✓ ³⁾	✓	✓	✓	✓	✓	✓	✓	✓ ³⁾
RH / RZD / RZU	✗	✗	✗	✗	✗	✓	✓	✗	✓

³⁾ Please contact us as some limitations may apply. ✓ available ✗ currently unavailable

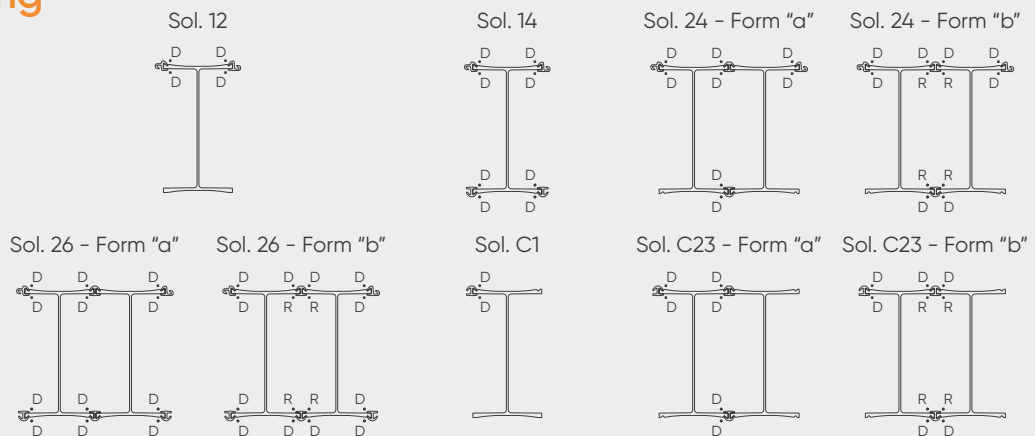
Steel grades

Standard EN 10248-1	Min. yield strength		Min. tensile strength	Min. elongation	Minimum impact energy KV ₂	
	R _{eH}	R _m	L ₀ = 5.65 √s ₀	Testing temperature	Joules	
	ksi	ksi				°C
S 240 GP	34.8	49.3	26	20	27	
S 270 GP	39.2	59.5	24	20	27	
S 320 GP	46.4	63.8	23	20	27	
S 355 GP	51.5	69.6	22	0	27	
S 390 GP	56.6	71.1	20	0	27	
S 430 GP	62.4	74.0	19	0	27	
S 460 GP	66.7	76.9	17	0	27	

Contact us for enquiries on S 500 GP steel grade.

All the components of the HZ-M Steel Wall System are available in **ASTM A 690** steel grade. **ASTM A 690** with higher yield strength on request.

Standard welding configuration



D discontinuous weld, $a = 0.24$ in: 10% of length (1.20 in/ft) over whole connector length and 19.69 in continuous weld at top and toe of connector

R continuous weld, $a = 0.24$ in: 19.69 in at the top and toe of connector

In **Form "a"** the HZ-M king piles can be driven separately if necessary (for instance, in hard driving conditions).

Form "b" is the standard delivery form: the HZ-M king piles are welded together and can only be driven in one piece as a box pile. If hard driving conditions are predicted, the length of the discontinuous weld "D" should be increased. Please contact our technical department for more details.

Section	Properties per foot of wall ¹⁾							Per system		
	A	I _y	W _{ely} *	W _{ely} **	G _{60%}	G _{80%}	G _{100%}	A _{LW}	A _{LS}	b _{sys}
	in ² /ft	in ⁴ /ft	in ³ /ft	in ³ /ft	lb/ft ²	lb/ft ²	lb/ft ²	ft ² /ft	ft ² /ft	in
Combination HZ ... M - 12 / AZ 20-800										
HZ 630M	13.00	1,132.9	84.6	94.7	36.05	40.15	44.25	8.73	15.11	82.28
HZ 880M A	12.51	1,682.3	95.7	109.3	34.50	38.53	42.56	8.86	16.67	83.74
HZ 880M B	13.21	1,805.1	103.2	116.0	36.91	40.93	44.96	8.87	16.67	83.74
HZ 880M C	13.53	1,888.4	107.8	120.9	38.00	42.03	46.05	8.87	16.67	83.74
HZ 1080M A	14.13	2,984.8	132.6	148.7	40.02	44.06	48.10	8.84	18.16	83.74
HZ 1080M B	14.65	3,208.7	142.5	158.9	41.77	45.80	49.84	8.85	18.16	83.74
HZ 1080M C	15.57	3,478.6	154.8	171.0	44.90	48.94	52.97	8.85	18.16	83.74
HZ 1080M D	16.31	3,741.8	166.1	182.9	47.45	51.48	55.52	8.86	18.16	83.74
HZ 1180M A	16.91	3,939.7	174.3	191.9	49.49	53.52	57.55	8.86	18.17	83.74
HZ 1180M B	17.29	4,113.2	182.0	199.5	50.78	54.81	58.84	8.86	18.18	83.74
HZ 1180M C	18.03	4,368.1	191.9	211.5	53.16	57.26	61.35	8.91	18.21	83.74
HZ 1180M D	18.62	4,568.6	201.4	219.6	55.16	59.26	63.35	8.93	18.23	83.74
Combination HZ ... M - 14 / AZ 20-800										
HZ 630M	13.84	1,264.6	104.2	95.4	37.64	42.36	47.08	8.73	16.03	82.28
HZ 880M A	13.33	1,913.7	120.8	111.3	36.08	40.72	45.36	8.86	17.44	83.74
HZ 880M B	14.03	2,032.1	127.7	118.2	38.47	43.10	47.74	8.87	17.45	83.74
HZ 880M C	14.35	2,114.6	132.2	123.0	39.56	44.20	48.83	8.87	17.45	83.74
HZ 1080M A	14.96	3,371.4	163.3	153.2	41.62	46.26	50.91	8.84	18.93	83.74
HZ 1080M B	15.46	3,589.5	172.9	163.1	43.33	47.98	52.63	8.85	18.93	83.74
HZ 1080M C	16.38	3,856.3	184.7	175.3	46.47	51.11	55.75	8.85	18.94	83.74
HZ 1080M D	17.13	4,117.5	195.7	187.2	49.02	53.66	58.30	8.86	18.94	83.74
HZ 1180M A	17.73	4,313.5	203.5	196.3	51.05	55.68	60.32	8.86	18.94	83.74
HZ 1180M B	18.08	4,473.4	210.3	203.4	52.26	56.89	61.53	8.86	18.95	83.74
HZ 1180M C	19.05	4,826.8	224.6	216.9	55.10	59.96	64.82	8.91	19.06	83.74
HZ 1180M D	19.58	4,998.5	231.8	224.7	56.92	61.77	66.63	8.93	19.08	83.74
Combination HZ ... M - 24 / AZ 20-800										
HZ 630M	17.17	1,662.0	129.6	119.2	51.63	55.02	58.42	10.32	16.77	99.37
HZ 880M A	16.24	2,546.1	151.7	140.3	48.67	51.97	55.27	10.58	18.44	102.28
HZ 880M B	17.38	2,739.9	163.3	151.7	52.56	55.85	59.14	10.60	18.46	102.28
HZ 880M C	17.90	2,875.4	170.9	159.5	54.34	57.64	60.93	10.59	18.46	102.28
HZ 1080M A	18.92	4,672.8	215.7	203.0	57.78	61.09	64.39	10.55	19.92	102.28
HZ 1080M B	19.75	5,031.1	231.6	219.1	60.59	63.90	67.21	10.56	19.93	102.28
HZ 1080M C	21.25	5,467.1	251.3	239.0	65.70	69.00	72.31	10.57	19.94	102.28
HZ 1080M D	22.47	5,894.5	269.8	258.4	69.86	73.16	76.46	10.57	19.94	102.28
HZ 1180M A	23.44	6,214.8	282.9	272.9	73.16	76.46	79.76	10.57	19.95	102.28
HZ 1180M B	24.02	6,476.9	294.1	284.7	75.15	78.44	81.74	10.59	19.98	102.28
HZ 1180M C	25.31	6,936.0	313.4	303.0	79.43	82.78	86.13	10.64	20.02	102.28
HZ 1180M D	26.17	7,215.6	325.4	315.7	82.38	85.73	89.07	10.68	20.05	102.28
Combination HZ ... M - 26 / AZ 20-800										
HZ 630M	17.92	1,776.7	146.5	134.1	53.17	57.08	60.99	10.32	17.62	99.37
HZ 880M A	16.97	2,742.8	173.3	159.6	50.17	53.96	57.76	10.58	19.16	102.28
HZ 880M B	18.11	2,935.3	184.5	170.8	54.05	57.84	61.63	10.60	19.18	102.28
HZ 880M C	18.63	3,070.4	192.1	178.7	55.83	59.62	63.41	10.59	19.17	102.28
HZ 1080M A	19.66	5,003.6	242.5	227.5	59.27	63.08	66.89	10.55	20.63	102.28
HZ 1080M B	20.48	5,361.1	258.3	243.8	62.09	65.90	69.70	10.56	20.64	102.28
HZ 1080M C	21.98	5,795.2	277.7	263.6	67.20	71.00	74.80	10.57	20.65	102.28
HZ 1080M D	23.20	6,221.4	295.9	283.0	71.35	75.15	78.95	10.57	20.65	102.28
HZ 1180M A	24.17	6,540.7	308.8	297.5	74.66	78.45	82.25	10.57	20.66	102.28
HZ 1180M B	24.75	6,802.5	320.0	309.4	76.64	80.43	84.23	10.59	20.67	102.28
HZ 1180M C	26.22	7,340.6	342.8	331.1	81.30	85.27	89.24	10.64	20.79	102.28
HZ 1180M D	27.09	7,619.4	354.6	343.7	84.25	88.22	92.19	10.68	20.83	102.28

¹⁾ Values taking the intermediary sheet piles into account.

Section	Properties per foot of wall ¹⁾						Per system			
	A	I _y	W _{ely} *	W _{ely} **	G _{60%}	G _{80%}	G _{100%}	A _{LW}	A _{LS}	b _{sys}
	in ² /ft	in ⁴ /ft	in ³ /ft	in ³ /ft	lb/ft ²	lb/ft ²	lb/ft ²	ft ² /ft	ft ² /ft	in
Combination HZ ... M - 12 / AZ 20-800-10/10										
HZ 630M	13.23	1,143.4	85.4	95.6	36.51	40.77	45.02	8.73	15.12	82.28
HZ 880M A	12.73	1,692.6	96.3	109.9	34.95	39.13	43.32	8.86	16.67	83.74
HZ 880M B	13.43	1,815.4	103.8	116.6	37.36	41.54	45.72	8.87	16.67	83.74
HZ 880M C	13.75	1,898.7	108.4	121.5	38.45	42.63	46.81	8.87	16.67	83.74
HZ 1080M A	14.36	2,995.1	133.0	149.2	40.48	44.67	48.86	8.85	18.16	83.74
HZ 1080M B	14.87	3,219.1	143.0	159.4	42.22	46.41	50.60	8.85	18.16	83.74
HZ 1080M C	15.79	3,488.9	155.2	171.5	45.36	49.54	53.73	8.86	18.16	83.74
HZ 1080M D	16.54	3,752.1	166.6	183.4	47.91	52.09	56.27	8.86	18.17	83.74
HZ 1180M A	17.13	3,950.0	174.7	192.4	49.94	54.12	58.30	8.86	18.17	83.74
HZ 1180M B	17.51	4,123.6	182.4	200.0	51.23	55.42	59.60	8.87	18.18	83.74
HZ 1180M C	18.25	4,378.4	192.4	212.0	53.62	57.86	62.11	8.91	18.21	83.74
HZ 1180M D	18.84	4,578.9	201.9	220.0	55.62	59.86	64.11	8.93	18.23	83.74
Combination HZ ... M - 14 / AZ 20-800-10/10										
HZ 630M	14.06	1,275.1	105.1	96.2	38.10	42.98	47.85	8.73	16.04	82.28
HZ 880M A	13.55	1,924.0	121.5	111.9	36.54	41.33	46.12	8.86	17.44	83.74
HZ 880M B	14.25	2,042.4	128.3	118.8	38.92	43.71	48.49	8.87	17.45	83.74
HZ 880M C	14.57	2,125.0	132.8	123.6	40.01	44.80	49.58	8.87	17.45	83.74
HZ 1080M A	15.18	3,381.8	163.8	153.7	42.07	46.87	51.67	8.85	18.93	83.74
HZ 1080M B	15.69	3,599.9	173.4	163.6	43.79	48.58	53.38	8.85	18.93	83.74
HZ 1080M C	16.60	3,866.6	185.2	175.8	46.92	51.72	56.51	8.86	18.94	83.74
HZ 1080M D	17.35	4,127.8	196.2	187.6	49.47	54.26	59.05	8.86	18.94	83.74
HZ 1180M A	17.95	4,323.8	204.0	196.8	51.50	56.29	61.08	8.86	18.94	83.74
HZ 1180M B	18.30	4,483.8	210.8	203.8	52.71	57.50	62.29	8.87	18.95	83.74
HZ 1180M C	19.27	4,837.1	225.0	217.4	55.55	60.56	65.57	8.91	19.06	83.74
HZ 1180M D	19.80	5,008.9	232.3	225.1	57.37	62.38	67.38	8.93	19.08	83.74
Combination HZ ... M - 24 / AZ 20-800-10/10										
HZ 630M	17.35	1,670.7	130.3	119.8	52.01	55.53	59.06	10.32	16.77	99.37
HZ 880M A	16.42	2,554.6	152.2	140.8	49.05	52.47	55.89	10.58	18.45	102.28
HZ 880M B	17.56	2,748.3	163.8	152.2	52.93	56.34	59.76	10.60	18.47	102.28
HZ 880M C	18.09	2,883.8	171.4	160.0	54.71	58.13	61.55	10.60	18.46	102.28
HZ 1080M A	19.10	4,681.3	216.1	203.4	58.15	61.58	65.01	10.55	19.92	102.28
HZ 1080M B	19.93	5,039.6	232.0	219.5	60.96	64.39	67.83	10.56	19.93	102.28
HZ 1080M C	21.43	5,475.6	251.7	239.4	66.07	69.50	72.93	10.57	19.94	102.28
HZ 1080M D	22.65	5,903.0	270.2	258.8	70.23	73.65	77.08	10.57	19.94	102.28
HZ 1180M A	23.62	6,223.2	283.3	273.3	73.54	76.96	80.38	10.58	19.95	102.28
HZ 1180M B	24.20	6,485.3	294.5	285.1	75.52	78.94	82.36	10.59	19.98	102.28
HZ 1180M C	25.49	6,944.4	313.8	303.4	79.80	83.27	86.74	10.64	20.02	102.28
HZ 1180M D	26.35	7,224.1	325.8	316.1	82.75	86.22	89.69	10.68	20.05	102.28
Combination HZ ... M - 26 / AZ 20-800-10/10										
HZ 630M	18.11	1,785.4	147.2	134.8	53.55	57.59	61.62	10.32	17.63	99.37
HZ 880M A	17.15	2,751.3	173.8	160.1	50.54	54.46	58.38	10.58	19.16	102.28
HZ 880M B	18.29	2,943.7	185.1	171.3	54.42	58.33	62.25	10.60	19.18	102.28
HZ 880M C	18.82	3,078.8	192.6	179.2	56.20	60.12	64.03	10.60	19.18	102.28
HZ 1080M A	19.84	5,012.1	242.9	227.9	59.65	63.58	67.51	10.55	20.63	102.28
HZ 1080M B	20.66	5,369.5	258.8	244.2	62.46	66.39	70.32	10.56	20.64	102.28
HZ 1080M C	22.16	5,803.7	278.1	264.0	67.57	71.49	75.42	10.57	20.65	102.28
HZ 1080M D	23.38	6,229.9	296.3	283.3	71.72	75.65	79.57	10.57	20.66	102.28
HZ 1180M A	24.35	6,549.2	309.2	297.9	75.03	78.95	82.87	10.58	20.66	102.28
HZ 1180M B	24.93	6,810.9	320.4	309.8	77.01	80.93	84.85	10.59	20.67	102.28
HZ 1180M C	26.40	7,349.0	343.2	331.4	81.67	85.76	89.86	10.64	20.80	102.28
HZ 1180M D	27.27	7,627.8	355.0	344.1	84.62	88.71	92.80	10.68	20.84	102.28

¹⁾ Values taking the intermediary sheet piles into account.

Section	Properties per foot of wall ¹⁾							Per system		
	A	I _y	W _{ely} *	W _{ely} **	G _{60%}	G _{80%}	G _{100%}	A _{LW}	A _{LS}	b _{sys}
	in ² /ft	in ⁴ /ft	in ³ /ft	in ³ /ft	lb/ft ²	lb/ft ²	lb/ft ²	ft ² /ft	ft ² /ft	in
Combination HZ ... M - 12 / AZ 25-800										
HZ 630M	13.81	1,213.5	90.6	101.5	37.70	42.35	47.00	8.84	15.23	82.28
HZ 880M A	13.30	1,761.4	100.2	114.4	36.12	40.69	45.26	8.97	16.78	83.74
HZ 880M B	14.00	1,884.1	107.7	121.1	38.52	43.09	47.66	8.98	16.79	83.74
HZ 880M C	14.32	1,967.5	112.3	125.9	39.62	44.18	48.75	8.98	16.78	83.74
HZ 1080M A	14.93	3,064.1	136.1	152.6	41.64	46.22	50.80	8.96	18.27	83.74
HZ 1080M B	15.44	3,288.0	146.0	162.8	43.39	47.97	52.54	8.96	18.27	83.74
HZ 1080M C	16.36	3,557.7	158.3	174.8	46.52	51.10	55.67	8.97	18.27	83.74
HZ 1080M D	17.11	3,821.0	169.6	186.8	49.07	53.64	58.21	8.97	18.28	83.74
HZ 1180M A	17.70	4,018.8	177.8	195.7	51.10	55.67	60.24	8.97	18.28	83.74
HZ 1180M B	18.08	4,192.4	185.5	203.4	52.40	56.97	61.54	8.98	18.29	83.74
HZ 1180M C	18.82	4,447.2	195.4	215.3	54.78	59.42	64.05	9.02	18.32	83.74
HZ 1180M D	19.41	4,647.7	204.9	223.4	56.78	61.41	66.05	9.04	18.34	83.74
Combination HZ ... M - 14 / AZ 25-800										
HZ 630M	14.64	1,345.2	110.8	101.5	39.29	44.56	49.83	8.84	16.15	82.28
HZ 880M A	14.12	1,992.8	125.8	115.9	37.70	42.88	48.06	8.97	17.55	83.74
HZ 880M B	14.82	2,111.1	132.6	122.8	40.09	45.26	50.43	8.98	17.56	83.74
HZ 880M C	15.14	2,193.7	137.1	127.6	41.18	46.35	51.52	8.98	17.56	83.74
HZ 1080M A	15.75	3,450.7	167.1	156.8	43.24	48.42	53.61	8.96	19.04	83.74
HZ 1080M B	16.26	3,668.8	176.7	166.7	44.95	50.14	55.33	8.96	19.05	83.74
HZ 1080M C	17.18	3,935.5	188.5	178.9	48.09	53.27	58.45	8.97	19.05	83.74
HZ 1080M D	17.92	4,196.6	199.5	190.8	50.63	55.81	61.00	8.97	19.05	83.74
HZ 1180M A	18.52	4,392.6	207.3	199.9	52.66	57.84	63.02	8.97	19.05	83.74
HZ 1180M B	18.87	4,552.5	214.0	207.0	53.87	59.05	64.23	8.98	19.06	83.74
HZ 1180M C	19.84	4,905.9	228.2	220.5	56.72	62.11	67.51	9.02	19.17	83.74
HZ 1180M D	20.37	5,077.6	235.4	228.2	58.53	63.93	69.32	9.04	19.19	83.74
Combination HZ ... M - 24 / AZ 25-800										
HZ 630M	17.84	1,728.7	134.8	124.0	52.99	56.84	60.70	10.43	16.88	99.37
HZ 880M A	16.89	2,610.9	155.5	143.9	50.00	53.74	57.48	10.69	18.56	102.28
HZ 880M B	18.03	2,804.6	167.1	155.3	53.88	57.61	61.35	10.71	18.58	102.28
HZ 880M C	18.55	2,940.0	174.7	163.1	55.67	59.40	63.13	10.71	18.57	102.28
HZ 1080M A	19.57	4,737.8	218.7	205.9	59.11	62.86	66.61	10.66	20.03	102.28
HZ 1080M B	20.40	5,096.1	234.6	221.9	61.92	65.67	69.42	10.67	20.04	102.28
HZ 1080M C	21.90	5,532.0	254.3	241.9	67.03	70.77	74.52	10.68	20.05	102.28
HZ 1080M D	23.12	5,959.3	272.7	261.2	71.18	74.93	78.67	10.68	20.05	102.28
HZ 1180M A	24.09	6,279.5	285.9	275.8	74.49	78.23	81.97	10.69	20.06	102.28
HZ 1180M B	24.67	6,541.6	297.1	287.6	76.47	80.21	83.95	10.70	20.09	102.28
HZ 1180M C	25.95	7,000.6	316.4	305.9	80.75	84.54	88.33	10.75	20.13	102.28
HZ 1180M D	26.82	7,280.2	328.3	318.5	83.70	87.49	91.27	10.79	20.16	102.28
Combination HZ ... M - 26 / AZ 25-800										
HZ 630M	18.59	1,843.4	152.0	139.2	54.53	58.90	63.26	10.43	17.74	99.37
HZ 880M A	17.62	2,807.6	177.4	163.4	51.49	55.73	59.97	10.69	19.27	102.28
HZ 880M B	18.76	2,999.9	188.6	174.6	55.37	59.60	63.83	10.71	19.29	102.28
HZ 880M C	19.28	3,135.0	196.1	182.4	57.16	61.39	65.62	10.71	19.29	102.28
HZ 1080M A	20.31	5,068.6	245.6	230.5	60.60	64.85	69.11	10.66	20.75	102.28
HZ 1080M B	21.13	5,426.0	261.5	246.8	63.42	67.67	71.92	10.67	20.75	102.28
HZ 1080M C	22.63	5,860.1	280.8	266.5	68.52	72.77	77.01	10.68	20.76	102.28
HZ 1080M D	23.85	6,286.2	299.0	285.9	72.68	76.92	81.16	10.68	20.77	102.28
HZ 1180M A	24.82	6,605.5	311.8	300.4	75.98	80.22	84.46	10.69	20.77	102.28
HZ 1180M B	25.40	6,867.2	323.0	312.4	77.96	82.20	86.44	10.70	20.78	102.28
HZ 1180M C	26.87	7,405.2	345.8	334.0	82.62	87.03	91.45	10.75	20.91	102.28
HZ 1180M D	27.74	7,684.0	357.6	346.6	85.57	89.98	94.39	10.79	20.95	102.28

¹⁾ Values taking the intermediary sheet piles into account.

Section	Properties per foot of wall ¹⁾							Per system		
	A	I _y	W _{ely} *	W _{ely} **	G _{60%}	G _{80%}	G _{100%}	A _{LW}	A _{LS}	b _{sys}
	in ² /ft	in ⁴ /ft	in ³ /ft	in ³ /ft	lb/ft ²	lb/ft ²	lb/ft ²	ft ² /ft	ft ² /ft	in
Combination HZ ... M - 12 / AZ 13-770										
HZ 630M	12.65	1,030.6	77.0	86.2	35.60	39.32	43.04	7.96	14.34	79.92
HZ 880M A	12.14	1,597.9	90.9	103.8	34.02	37.67	41.32	8.09	15.90	81.38
HZ 880M B	12.87	1,724.3	98.5	110.8	36.50	40.14	43.79	8.10	15.90	81.38
HZ 880M C	13.20	1,810.1	103.3	115.8	37.62	41.27	44.92	8.10	15.90	81.38
HZ 1080M A	13.82	2,938.0	130.5	146.4	39.70	43.36	47.02	8.08	17.39	81.38
HZ 1080M B	14.34	3,168.5	140.7	156.9	41.49	45.15	48.81	8.08	17.39	81.38
HZ 1080M C	15.29	3,446.2	153.3	169.4	44.72	48.38	52.03	8.08	17.39	81.38
HZ 1080M D	16.06	3,717.1	165.0	181.7	47.35	51.00	54.65	8.09	17.39	81.38
HZ 1180M A	16.67	3,920.7	173.4	190.9	49.44	53.09	56.74	8.09	17.40	81.38
HZ 1180M B	17.07	4,099.3	181.4	198.8	50.77	54.42	58.08	8.09	17.41	81.38
HZ 1180M C	17.83	4,361.6	191.7	211.1	53.22	56.94	60.66	8.14	17.44	81.38
HZ 1180M D	18.43	4,567.9	201.4	219.5	55.28	59.00	62.72	8.16	17.46	81.38
Combination HZ ... M - 14 / AZ 13-770										
HZ 630M	13.50	1,166.2	96.1	88.0	37.24	41.60	45.96	7.96	15.27	79.92
HZ 880M A	12.99	1,835.9	115.9	106.8	35.65	39.93	44.21	8.09	16.67	81.38
HZ 880M B	13.71	1,957.9	123.0	113.9	38.10	42.38	46.65	8.10	16.68	81.38
HZ 880M C	14.04	2,042.8	127.7	118.8	39.23	43.50	47.77	8.10	16.68	81.38
HZ 1080M A	14.67	3,335.9	161.6	151.6	41.34	45.63	49.91	8.08	18.16	81.38
HZ 1080M B	15.19	3,560.4	171.5	161.8	43.10	47.39	51.68	8.08	18.16	81.38
HZ 1080M C	16.13	3,834.9	183.6	174.3	46.33	50.61	54.90	8.08	18.17	81.38
HZ 1080M D	16.90	4,103.7	195.1	186.5	48.95	53.23	57.52	8.09	18.17	81.38
HZ 1180M A	17.51	4,305.4	203.1	195.9	51.04	55.32	59.60	8.09	18.17	81.38
HZ 1180M B	17.88	4,470.0	210.1	203.2	52.29	56.57	60.85	8.09	18.18	81.38
HZ 1180M C	18.87	4,833.6	224.9	217.2	55.21	59.72	64.22	8.14	18.29	81.38
HZ 1180M D	19.42	5,010.3	232.3	225.2	57.08	61.59	66.09	8.16	18.31	81.38
Combination HZ ... M - 24 / AZ 13-770										
HZ 630M	16.98	1,590.6	124.0	114.1	51.64	54.70	57.77	9.55	16.00	97.01
HZ 880M A	16.03	2,497.8	148.8	137.7	48.62	51.59	54.56	9.81	17.67	99.92
HZ 880M B	17.20	2,696.2	160.7	149.3	52.59	55.56	58.53	9.83	17.69	99.92
HZ 880M C	17.74	2,834.9	168.5	157.3	54.42	57.39	60.36	9.83	17.69	99.92
HZ 1080M A	18.78	4,674.7	215.8	203.1	57.93	60.92	63.90	9.78	19.15	99.92
HZ 1080M B	19.62	5,041.5	232.1	219.6	60.81	63.80	66.78	9.79	19.16	99.92
HZ 1080M C	21.16	5,487.8	252.3	239.9	66.04	69.02	72.00	9.80	19.17	99.92
HZ 1080M D	22.41	5,925.3	271.2	259.7	70.30	73.28	76.25	9.80	19.17	99.92
HZ 1180M A	23.40	6,253.1	284.7	274.6	73.69	76.66	79.63	9.81	19.18	99.92
HZ 1180M B	24.00	6,521.4	296.1	286.7	75.71	78.69	81.66	9.82	19.21	99.92
HZ 1180M C	25.31	6,991.2	315.9	305.4	80.09	83.12	86.15	9.87	19.25	99.92
HZ 1180M D	26.20	7,277.5	328.2	318.4	83.12	86.14	89.16	9.91	19.28	99.92
Combination HZ ... M - 26 / AZ 13-770										
HZ 630M	17.75	1,708.1	140.8	129.0	53.21	56.81	60.40	9.55	16.86	97.01
HZ 880M A	16.78	2,699.1	170.5	157.1	50.15	53.63	57.11	9.81	18.39	99.92
HZ 880M B	17.95	2,896.2	182.1	168.5	54.12	57.59	61.07	9.83	18.41	99.92
HZ 880M C	18.48	3,034.5	189.8	176.6	55.94	59.42	62.90	9.83	18.41	99.92
HZ 1080M A	19.53	5,013.3	243.0	228.0	59.47	62.96	66.46	9.78	19.86	99.92
HZ 1080M B	20.37	5,379.3	259.2	244.6	62.35	65.84	69.34	9.79	19.87	99.92
HZ 1080M C	21.91	5,823.7	279.1	264.9	67.58	71.06	74.55	9.80	19.88	99.92
HZ 1080M D	23.16	6,259.9	297.7	284.7	71.83	75.32	78.80	9.80	19.88	99.92
HZ 1180M A	24.15	6,586.7	311.0	299.6	75.21	78.70	82.18	9.81	19.89	99.92
HZ 1180M B	24.74	6,854.7	322.4	311.8	77.24	80.72	84.21	9.82	19.90	99.92
HZ 1180M C	26.25	7,405.4	345.8	334.0	82.01	85.67	89.34	9.87	20.03	99.92
HZ 1180M D	27.14	7,690.7	357.9	346.9	85.03	88.69	92.35	9.91	20.07	99.92

¹⁾ Values taking the intermediary sheet piles into account.

Section	Properties per foot of wall ¹⁾							Per system		
	A	I _y	W _{ely} *	W _{ely} **	G _{60%}	G _{80%}	G _{100%}	A _{LW}	A _{LS}	b _{sys}
	in ² /ft	in ⁴ /ft	in ³ /ft	in ³ /ft	lb/ft ²	lb/ft ²	lb/ft ²	ft ² /ft	ft ² /ft	in
Combination HZ ... M - 12 / AZ 14-770-10/10										
HZ 630M	13.05	1,041.1	77.7	87.1	36.43	40.43	44.42	7.96	14.34	79.92
HZ 880M A	12.54	1,608.1	91.4	104.4	34.83	38.75	42.68	8.09	15.90	81.38
HZ 880M B	13.27	1,734.5	99.1	111.4	37.31	41.23	45.15	8.10	15.90	81.38
HZ 880M C	13.60	1,820.3	103.9	116.5	38.43	42.35	46.27	8.10	15.90	81.38
HZ 1080M A	14.21	2,948.3	131.0	146.9	40.51	44.44	48.38	8.08	17.39	81.38
HZ 1080M B	14.74	3,178.8	141.2	157.4	42.31	46.24	50.17	8.08	17.39	81.38
HZ 1080M C	15.69	3,456.4	153.8	169.9	45.53	49.46	53.39	8.08	17.39	81.38
HZ 1080M D	16.46	3,727.3	165.5	182.2	48.16	52.08	56.01	8.09	17.39	81.38
HZ 1180M A	17.07	3,931.0	173.9	191.4	50.25	54.17	58.10	8.09	17.40	81.38
HZ 1180M B	17.46	4,109.6	181.8	199.3	51.58	55.51	59.43	8.09	17.41	81.38
HZ 1180M C	18.22	4,371.8	192.1	211.6	54.03	58.02	62.01	8.14	17.44	81.38
HZ 1180M D	18.83	4,578.1	201.8	220.0	56.09	60.08	64.07	8.16	17.46	81.38
Combination HZ ... M - 14 / AZ 14-770-10/10										
HZ 630M	13.91	1,176.7	97.0	88.8	38.07	42.70	47.34	7.96	15.27	79.92
HZ 880M A	13.39	1,846.2	116.5	107.4	36.46	41.01	45.56	8.09	16.67	81.38
HZ 880M B	14.11	1,968.1	123.6	114.5	38.91	43.46	48.00	8.10	16.68	81.38
HZ 880M C	14.44	2,053.0	128.4	119.4	40.04	44.58	49.13	8.10	16.68	81.38
HZ 1080M A	15.06	3,346.2	162.1	152.1	42.15	46.71	51.27	8.08	18.16	81.38
HZ 1080M B	15.58	3,570.6	171.9	162.3	43.92	48.48	53.03	8.08	18.16	81.38
HZ 1080M C	16.53	3,845.1	184.1	174.8	47.14	51.70	56.25	8.08	18.17	81.38
HZ 1080M D	17.30	4,113.9	195.6	187.0	49.77	54.32	58.87	8.09	18.17	81.38
HZ 1180M A	17.91	4,315.7	203.6	196.4	51.86	56.40	60.95	8.09	18.17	81.38
HZ 1180M B	18.28	4,480.2	210.6	203.7	53.10	57.65	62.20	8.09	18.18	81.38
HZ 1180M C	19.27	4,843.8	225.4	217.7	56.03	60.80	65.58	8.14	18.29	81.38
HZ 1180M D	19.82	5,020.5	232.8	225.7	57.90	62.67	67.44	8.16	18.31	81.38
Combination HZ ... M - 24 / AZ 14-770-10/10										
HZ 630M	17.31	1,599.2	124.7	114.7	52.32	55.61	58.91	9.55	16.00	97.01
HZ 880M A	16.36	2,506.1	149.3	138.1	49.28	52.47	55.67	9.81	17.67	99.92
HZ 880M B	17.52	2,704.5	161.2	149.8	53.25	56.44	59.63	9.83	17.69	99.92
HZ 880M C	18.06	2,843.2	169.0	157.7	55.08	58.27	61.46	9.83	17.69	99.92
HZ 1080M A	19.10	4,683.1	216.2	203.5	58.60	61.80	65.01	9.78	19.15	99.92
HZ 1080M B	19.95	5,049.9	232.5	219.9	61.48	64.68	67.88	9.79	19.16	99.92
HZ 1080M C	21.48	5,496.2	252.7	240.3	66.71	69.91	73.10	9.80	19.17	99.92
HZ 1080M D	22.73	5,933.7	271.6	260.1	70.96	74.16	77.35	9.80	19.17	99.92
HZ 1180M A	23.72	6,261.4	285.1	275.0	74.35	77.54	80.73	9.81	19.18	99.92
HZ 1180M B	24.32	6,529.7	296.5	287.1	76.37	79.57	82.76	9.82	19.21	99.92
HZ 1180M C	25.64	6,999.5	316.3	305.8	80.75	84.00	87.25	9.87	19.25	99.92
HZ 1180M D	26.52	7,285.8	328.6	318.8	83.78	87.02	90.26	9.91	19.28	99.92
Combination HZ ... M - 26 / AZ 14-770-10/10										
HZ 630M	18.08	1,716.7	141.5	129.6	53.90	57.71	61.53	9.55	16.86	97.01
HZ 880M A	17.11	2,707.5	171.0	157.5	50.81	54.51	58.21	9.81	18.39	99.92
HZ 880M B	18.27	2,904.5	182.6	169.0	54.78	58.47	62.17	9.83	18.41	99.92
HZ 880M C	18.81	3,042.8	190.4	177.1	56.60	60.30	64.00	9.83	18.41	99.92
HZ 1080M A	19.85	5,021.7	243.4	228.4	60.13	63.85	67.56	9.78	19.86	99.92
HZ 1080M B	20.70	5,387.6	259.6	245.0	63.01	66.73	70.44	9.79	19.87	99.92
HZ 1080M C	22.23	5,832.0	279.5	265.2	68.24	71.95	75.66	9.80	19.88	99.92
HZ 1080M D	23.48	6,268.3	298.1	285.1	72.49	76.20	79.90	9.80	19.88	99.92
HZ 1180M A	24.47	6,595.1	311.4	300.0	75.87	79.58	83.28	9.81	19.89	99.92
HZ 1180M B	25.07	6,863.0	322.8	312.2	77.90	81.61	85.31	9.82	19.90	99.92
HZ 1180M C	26.57	7,413.7	346.2	334.4	82.67	86.55	90.44	9.87	20.03	99.92
HZ 1180M D	27.46	7,699.0	358.3	347.3	85.69	89.57	93.45	9.91	20.07	99.92

¹⁾ Values taking the intermediary sheet piles into account.

Section	Properties per foot of wall ¹⁾							Per system		
	A	I _y	W _{ely} *	W _{ely} **	G _{60%}	G _{80%}	G _{100%}	A _{LW}	A _{LS}	b _{sys}
	in ² /ft	in ⁴ /ft	in ³ /ft	in ³ /ft	lb/ft ²	lb/ft ²	lb/ft ²	ft ² /ft	ft ² /ft	in
Combination HZ ... M - 12 / AZ 28-750										
HZ 630M	14.40	1,319.5	98.5	110.3	39.37	44.19	49.00	8.84	15.22	78.35
HZ 880M A	13.85	1,892.5	107.6	122.9	37.69	42.41	47.13	8.96	16.77	79.80
HZ 880M B	14.59	2,021.1	115.5	129.9	40.21	44.93	49.65	8.97	16.78	79.80
HZ 880M C	14.93	2,108.6	120.4	135.0	41.35	46.07	50.79	8.97	16.78	79.80
HZ 1080M A	15.56	3,259.8	144.8	162.4	43.49	48.22	52.95	8.95	18.26	79.80
HZ 1080M B	16.10	3,494.8	155.2	173.1	45.32	50.05	54.78	8.95	18.26	79.80
HZ 1080M C	17.06	3,777.6	168.1	185.7	48.61	53.33	58.06	8.96	18.27	79.80
HZ 1080M D	17.85	4,053.7	180.0	198.2	51.28	56.00	60.73	8.96	18.27	79.80
HZ 1180M A	18.47	4,261.2	188.5	207.5	53.41	58.13	62.86	8.96	18.27	79.80
HZ 1180M B	18.87	4,443.3	196.6	215.5	54.77	59.49	64.22	8.97	18.28	79.80
HZ 1180M C	19.64	4,710.6	207.0	228.0	57.27	62.06	66.85	9.01	18.31	79.80
HZ 1180M D	20.26	4,920.8	216.9	236.5	59.36	64.15	68.94	9.03	18.33	79.80
Combination HZ ... M - 14 / AZ 28-750										
HZ 630M	15.27	1,457.8	120.1	110.0	41.04	46.51	51.97	8.84	16.14	78.35
HZ 880M A	14.71	2,135.3	134.8	124.2	39.35	44.71	50.07	8.96	17.54	79.80
HZ 880M B	15.44	2,259.3	141.9	131.4	41.85	47.20	52.56	8.97	17.55	79.80
HZ 880M C	15.78	2,345.9	146.7	136.4	42.99	48.35	53.71	8.97	17.55	79.80
HZ 1080M A	16.43	3,665.5	177.5	166.6	45.16	50.53	55.90	8.95	19.03	79.80
HZ 1080M B	16.96	3,894.4	187.5	177.0	46.96	52.33	57.70	8.95	19.04	79.80
HZ 1080M C	17.92	4,174.0	199.9	189.7	50.25	55.61	60.98	8.96	19.04	79.80
HZ 1080M D	18.70	4,447.9	211.4	202.2	52.92	58.28	63.65	8.96	19.04	79.80
HZ 1180M A	19.33	4,653.5	219.6	211.8	55.05	60.41	65.77	8.96	19.05	79.80
HZ 1180M B	19.70	4,821.3	226.7	219.2	56.32	61.68	67.04	8.97	19.05	79.80
HZ 1180M C	20.71	5,191.9	241.6	233.3	59.30	64.89	70.48	9.01	19.16	79.80
HZ 1180M D	21.27	5,371.9	249.1	241.5	61.20	66.79	72.38	9.03	19.18	79.80
Combination HZ ... M - 24 / AZ 28-750										
HZ 630M	18.48	1,837.0	143.2	131.8	55.00	58.95	62.90	10.43	16.87	95.43
HZ 880M A	17.48	2,751.2	163.9	151.6	51.83	55.66	59.49	10.68	18.55	98.35
HZ 880M B	18.66	2,952.4	175.9	163.5	55.86	59.68	63.51	10.70	18.57	98.35
HZ 880M C	19.21	3,093.3	183.8	171.6	57.71	61.54	65.37	10.70	18.57	98.35
HZ 1080M A	20.27	4,963.9	229.2	215.7	61.30	65.15	68.99	10.65	20.02	98.35
HZ 1080M B	21.13	5,336.6	245.7	232.4	64.23	68.07	71.92	10.66	20.03	98.35
HZ 1080M C	22.69	5,789.6	266.1	253.1	69.54	73.38	77.21	10.67	20.04	98.35
HZ 1080M D	23.96	6,233.8	285.3	273.3	73.86	77.69	81.53	10.67	20.05	98.35
HZ 1180M A	24.96	6,566.6	298.9	288.4	77.30	81.13	84.96	10.68	20.05	98.35
HZ 1180M B	25.57	6,839.2	310.6	300.7	79.35	83.19	87.02	10.69	20.08	98.35
HZ 1180M C	26.91	7,316.0	330.6	319.6	83.80	87.68	91.57	10.75	20.12	98.35
HZ 1180M D	27.81	7,606.6	343.0	332.8	86.87	90.75	94.63	10.79	20.15	98.35
Combination HZ ... M - 26 / AZ 28-750										
HZ 630M	19.27	1,956.4	161.3	147.7	56.60	61.09	65.57	10.43	17.73	95.43
HZ 880M A	18.24	2,955.8	186.7	172.0	53.38	57.73	62.08	10.68	19.26	98.35
HZ 880M B	19.42	3,155.6	198.4	183.6	57.41	61.75	66.09	10.70	19.28	98.35
HZ 880M C	19.97	3,296.1	206.2	191.8	59.27	63.61	67.95	10.70	19.28	98.35
HZ 1080M A	21.04	5,308.0	257.2	241.4	62.86	67.22	71.59	10.65	20.74	98.35
HZ 1080M B	21.90	5,679.7	273.7	258.3	65.79	70.15	74.51	10.66	20.74	98.35
HZ 1080M C	23.45	6,130.8	293.8	278.8	71.09	75.45	79.81	10.67	20.75	98.35
HZ 1080M D	24.72	6,573.8	312.7	299.0	75.41	79.77	84.12	10.67	20.76	98.35
HZ 1180M A	25.73	6,905.6	326.0	314.1	78.85	83.20	87.55	10.68	20.76	98.35
HZ 1180M B	26.33	7,177.8	337.6	326.5	80.91	85.26	89.61	10.69	20.77	98.35
HZ 1180M C	27.86	7,736.8	361.3	348.9	85.75	90.28	94.81	10.75	20.90	98.35
HZ 1180M D	28.76	8,026.4	373.5	362.0	88.81	93.34	97.87	10.79	20.94	98.35

¹⁾ Values taking the intermediary sheet piles into account.

Section	Properties per foot of wall ¹⁾						Per system			
	A	I _y	W _{ely} *	W _{ely} **	G _{60%}	G _{80%}	G _{100%}	A _{LW}	A _{LS}	b _{sys}
	in ² /ft	in ⁴ /ft	in ³ /ft	in ³ /ft	lb/ft ²	lb/ft ²	lb/ft ²	ft ² /ft	ft ² /ft	in
Combination HZ ... M - 12 / AZ 30-750										
HZ 630M	14.88	1,347.8	100.6	112.7	40.36	45.50	50.64	8.84	15.22	78.35
HZ 880M A	14.32	1,920.3	109.2	124.7	38.65	43.70	48.74	8.97	16.77	79.80
HZ 880M B	15.06	2,048.9	117.1	131.6	41.17	46.21	51.25	8.98	16.78	79.80
HZ 880M C	15.40	2,136.3	122.0	136.7	42.32	47.36	52.40	8.98	16.78	79.80
HZ 1080M A	16.03	3,287.6	146.0	163.8	44.45	49.51	54.57	8.95	18.27	79.80
HZ 1080M B	16.57	3,522.6	156.5	174.5	46.28	51.34	56.39	8.96	18.27	79.80
HZ 1080M C	17.53	3,805.4	169.3	187.0	49.57	54.62	59.67	8.96	18.27	79.80
HZ 1080M D	18.32	4,081.5	181.2	199.5	52.24	57.29	62.34	8.96	18.27	79.80
HZ 1180M A	18.94	4,288.9	189.7	208.9	54.38	59.42	64.47	8.97	18.27	79.80
HZ 1180M B	19.34	4,471.1	197.8	216.9	55.74	60.78	65.83	8.97	18.29	79.80
HZ 1180M C	20.12	4,738.3	208.2	229.4	58.23	63.35	68.46	9.01	18.32	79.80
HZ 1180M D	20.73	4,948.5	218.1	237.8	60.33	65.44	70.55	9.03	18.33	79.80
Combination HZ ... M - 14 / AZ 30-750										
HZ 630M	15.75	1,486.1	122.4	112.1	42.03	47.82	53.61	8.84	16.14	78.35
HZ 880M A	15.19	2,163.0	136.6	125.8	40.31	46.00	51.68	8.97	17.55	79.80
HZ 880M B	15.92	2,287.0	143.7	133.0	42.81	48.49	54.17	8.98	17.56	79.80
HZ 880M C	16.25	2,373.7	148.4	138.0	43.96	49.64	55.31	8.98	17.56	79.80
HZ 1080M A	16.90	3,693.3	178.9	167.8	46.13	51.82	57.52	8.95	19.04	79.80
HZ 1080M B	17.43	3,922.2	188.9	178.3	47.93	53.62	59.32	8.96	19.04	79.80
HZ 1080M C	18.39	4,201.8	201.2	191.0	51.21	56.90	62.59	8.96	19.05	79.80
HZ 1080M D	19.18	4,475.7	212.8	203.5	53.88	59.57	65.26	8.96	19.05	79.80
HZ 1180M A	19.80	4,681.2	220.9	213.0	56.01	61.70	67.38	8.97	19.05	79.80
HZ 1180M B	20.17	4,849.0	228.0	220.4	57.28	62.97	68.65	8.97	19.06	79.80
HZ 1180M C	21.18	5,219.6	242.8	234.6	60.26	66.18	72.09	9.01	19.17	79.80
HZ 1180M D	21.74	5,399.6	250.4	242.7	62.17	68.08	73.99	9.03	19.19	79.80
Combination HZ ... M - 24 / AZ 30-750										
HZ 630M	18.88	1,860.3	145.0	133.4	55.81	60.03	64.25	10.43	16.88	95.43
HZ 880M A	17.86	2,773.7	165.2	152.9	52.61	56.70	60.79	10.68	18.55	98.35
HZ 880M B	19.04	2,974.9	177.3	164.7	56.64	60.72	64.81	10.70	18.57	98.35
HZ 880M C	19.59	3,115.8	185.2	172.9	58.50	62.58	66.67	10.70	18.57	98.35
HZ 1080M A	20.66	4,986.5	230.2	216.7	62.09	66.20	70.30	10.66	20.03	98.35
HZ 1080M B	21.52	5,359.2	246.7	233.4	65.01	69.12	73.23	10.66	20.04	98.35
HZ 1080M C	23.07	5,812.1	267.2	254.1	70.32	74.42	78.52	10.67	20.05	98.35
HZ 1080M D	24.34	6,256.4	286.3	274.3	74.64	78.74	82.83	10.68	20.05	98.35
HZ 1180M A	25.35	6,589.1	300.0	289.4	78.08	82.17	86.26	10.68	20.06	98.35
HZ 1180M B	25.95	6,861.7	311.6	301.7	80.14	84.23	88.32	10.69	20.08	98.35
HZ 1180M C	27.29	7,338.5	331.6	320.6	84.58	88.73	92.87	10.75	20.13	98.35
HZ 1180M D	28.19	7,629.0	344.0	333.8	87.65	91.79	95.93	10.79	20.16	98.35
Combination HZ ... M - 26 / AZ 30-750										
HZ 630M	19.66	1,979.6	163.2	149.5	57.41	62.16	66.92	10.43	17.73	95.43
HZ 880M A	18.62	2,978.3	188.2	173.3	54.16	58.77	63.38	10.68	19.26	98.35
HZ 880M B	19.80	3,178.1	199.8	184.9	58.19	62.79	67.40	10.70	19.28	98.35
HZ 880M C	20.35	3,318.5	207.6	193.1	60.05	64.65	69.25	10.70	19.28	98.35
HZ 1080M A	21.42	5,330.5	258.3	242.4	63.65	68.27	72.90	10.66	20.74	98.35
HZ 1080M B	22.28	5,702.3	274.8	259.3	66.57	71.20	75.82	10.66	20.75	98.35
HZ 1080M C	23.83	6,153.3	294.9	279.9	71.88	76.50	81.11	10.67	20.76	98.35
HZ 1080M D	25.10	6,596.3	313.7	300.0	76.20	80.81	85.43	10.68	20.76	98.35
HZ 1180M A	26.11	6,928.1	327.1	315.1	79.63	84.24	88.85	10.68	20.77	98.35
HZ 1180M B	26.71	7,200.3	338.7	327.5	81.69	86.30	90.91	10.69	20.78	98.35
HZ 1180M C	28.24	7,759.3	362.4	349.9	86.53	91.32	96.11	10.75	20.90	98.35
HZ 1180M D	29.14	8,048.9	374.6	363.1	89.59	94.38	99.17	10.79	20.94	98.35

¹⁾ Values taking the intermediary sheet piles into account.

Section	Properties per foot of wall ¹⁾							Per system		
	A	I _y	W _{ely} *	W _{ely} **	G _{60%}	G _{80%}	G _{100%}	A _{LW}	A _{LS}	b _{sys}
	in ² /ft	in ⁴ /ft	in ³ /ft	in ³ /ft	lb/ft ²	lb/ft ²	lb/ft ²	ft ² /ft	ft ² /ft	in
Combination HZ ... M - 12 / AZ 32-750										
HZ 630M	15.36	1,376.2	102.8	115.1	41.34	46.81	52.28	8.84	15.23	78.35
HZ 880M A	14.80	1,948.1	110.8	126.5	39.62	44.98	50.35	8.97	16.78	79.80
HZ 880M B	15.53	2,076.7	118.7	133.4	42.14	47.50	52.86	8.98	16.78	79.80
HZ 880M C	15.87	2,164.1	123.6	138.5	43.28	48.65	54.01	8.98	16.78	79.80
HZ 1080M A	16.51	3,315.5	147.3	165.2	45.42	50.80	56.18	8.96	18.27	79.80
HZ 1080M B	17.04	3,550.5	157.7	175.8	47.25	52.63	58.01	8.96	18.27	79.80
HZ 1080M C	18.01	3,833.3	170.5	188.4	50.54	55.91	61.28	8.97	18.27	79.80
HZ 1080M D	18.79	4,109.4	182.4	200.9	53.21	58.58	63.95	8.97	18.28	79.80
HZ 1180M A	19.42	4,316.8	191.0	210.2	55.34	60.71	66.08	8.97	18.28	79.80
HZ 1180M B	19.82	4,498.9	199.0	218.2	56.70	62.07	67.44	8.98	18.29	79.80
HZ 1180M C	20.59	4,766.1	209.4	230.7	59.20	64.63	70.07	9.02	18.32	79.80
HZ 1180M D	21.20	4,976.3	219.4	239.1	61.29	66.72	72.16	9.04	18.34	79.80
Combination HZ ... M - 14 / AZ 32-750										
HZ 630M	16.24	1,514.5	124.8	114.3	43.01	49.13	55.25	8.84	16.15	78.35
HZ 880M A	15.66	2,190.9	138.3	127.4	41.28	47.29	53.29	8.97	17.55	79.80
HZ 880M B	16.39	2,314.9	145.4	134.6	43.78	49.78	55.78	8.98	17.56	79.80
HZ 880M C	16.73	2,401.5	150.1	139.7	44.92	50.92	56.92	8.98	17.56	79.80
HZ 1080M A	17.37	3,721.2	180.2	169.1	47.09	53.11	59.13	8.96	19.04	79.80
HZ 1080M B	17.90	3,950.1	190.2	179.5	48.89	54.91	60.93	8.96	19.05	79.80
HZ 1080M C	18.87	4,229.6	202.6	192.3	52.18	58.19	64.20	8.97	19.05	79.80
HZ 1080M D	19.65	4,503.6	214.1	204.7	54.85	60.86	66.87	8.97	19.05	79.80
HZ 1180M A	20.27	4,709.1	222.2	214.3	56.98	62.98	68.99	8.97	19.05	79.80
HZ 1180M B	20.65	4,876.9	229.3	221.7	58.25	64.25	70.26	8.98	19.06	79.80
HZ 1180M C	21.66	5,247.4	244.1	235.8	61.23	67.46	73.70	9.02	19.17	79.80
HZ 1180M D	22.21	5,427.5	251.7	244.0	63.13	69.37	75.60	9.04	19.19	79.80
Combination HZ ... M - 24 / AZ 32-750										
HZ 630M	19.27	1,883.6	146.9	135.1	56.61	61.10	65.60	10.43	16.88	95.43
HZ 880M A	18.25	2,796.3	166.6	154.1	53.39	57.75	62.10	10.69	18.56	98.35
HZ 880M B	19.43	2,997.4	178.6	166.0	57.42	61.77	66.11	10.71	18.58	98.35
HZ 880M C	19.97	3,138.3	186.5	174.1	59.28	63.63	67.97	10.71	18.57	98.35
HZ 1080M A	21.04	5,009.2	231.3	217.6	62.87	67.24	71.61	10.66	20.03	98.35
HZ 1080M B	21.90	5,381.8	247.7	234.4	65.80	70.17	74.54	10.67	20.04	98.35
HZ 1080M C	23.46	5,834.8	268.2	255.1	71.11	75.47	79.83	10.68	20.05	98.35
HZ 1080M D	24.72	6,279.0	287.4	275.2	75.43	79.78	84.14	10.68	20.05	98.35
HZ 1180M A	25.73	6,611.7	301.0	290.4	78.86	83.22	87.57	10.69	20.06	98.35
HZ 1180M B	26.34	6,884.3	312.6	302.7	80.92	85.28	89.63	10.70	20.09	98.35
HZ 1180M C	27.67	7,361.0	332.7	321.6	85.37	89.77	94.17	10.75	20.13	98.35
HZ 1180M D	28.57	7,651.6	345.0	334.8	88.43	92.83	97.23	10.79	20.16	98.35
Combination HZ ... M - 26 / AZ 32-750										
HZ 630M	20.06	2,002.9	165.1	151.2	58.22	63.24	68.26	10.43	17.74	95.43
HZ 880M A	19.01	3,000.9	189.6	174.6	54.95	59.82	64.69	10.69	19.27	98.35
HZ 880M B	20.19	3,200.6	201.2	186.3	58.97	63.84	68.70	10.71	19.29	98.35
HZ 880M C	20.73	3,341.1	209.0	194.4	60.83	65.69	70.56	10.71	19.29	98.35
HZ 1080M A	21.81	5,353.2	259.4	243.4	64.43	69.32	74.21	10.66	20.75	98.35
HZ 1080M B	22.66	5,725.0	275.9	260.4	67.36	72.25	77.13	10.67	20.75	98.35
HZ 1080M C	24.22	6,176.0	295.9	280.9	72.66	77.54	82.42	10.68	20.76	98.35
HZ 1080M D	25.49	6,618.9	314.8	301.0	76.98	81.86	86.73	10.68	20.77	98.35
HZ 1180M A	26.49	6,950.7	328.1	316.1	80.41	85.29	90.16	10.69	20.77	98.35
HZ 1180M B	27.10	7,222.9	339.7	328.5	82.47	87.35	92.22	10.70	20.78	98.35
HZ 1180M C	28.63	7,781.8	363.4	351.0	87.31	92.36	97.42	10.75	20.91	98.35
HZ 1180M D	29.52	8,071.4	375.6	364.1	90.37	95.42	100.47	10.79	20.95	98.35

¹⁾ Values taking the intermediary sheet piles into account.

Section	Properties per foot of wall ¹⁾							Per system		
	A	I _y	W _{ely} *	W _{ely} **	G _{60%}	G _{80%}	G _{100%}	A _{LW}	A _{LS}	b _{sys}
	in ² /ft	in ⁴ /ft	in ³ /ft	in ³ /ft	lb/ft ²	lb/ft ²	lb/ft ²	ft ² /ft	ft ² /ft	in
Combination HZ ... M - 12 / AZ 13-700										
HZ 630M	13.45	1,084.9	81.0	90.7	37.97	41.88	45.78	7.52	13.90	74.41
HZ 880M A	12.90	1,692.3	96.2	109.9	36.22	40.05	43.88	7.65	15.46	75.87
HZ 880M B	13.67	1,827.8	104.5	117.4	38.88	42.71	46.53	7.66	15.46	75.87
HZ 880M C	14.03	1,919.8	109.6	122.9	40.09	43.91	47.74	7.66	15.46	75.87
HZ 1080M A	14.69	3,130.2	139.0	155.9	42.32	46.16	50.00	7.64	16.95	75.87
HZ 1080M B	15.26	3,377.4	150.0	167.3	44.25	48.09	51.92	7.64	16.95	75.87
HZ 1080M C	16.27	3,675.1	163.5	180.6	47.71	51.54	55.38	7.65	16.95	75.87
HZ 1080M D	17.10	3,965.5	176.0	193.9	50.52	54.35	58.19	7.65	16.96	75.87
HZ 1180M A	17.76	4,183.8	185.1	203.8	52.76	56.59	60.42	7.65	16.96	75.87
HZ 1180M B	18.18	4,375.4	193.6	212.2	54.19	58.02	61.85	7.65	16.97	75.87
HZ 1180M C	18.99	4,656.5	204.6	225.4	56.82	60.72	64.63	7.70	17.00	75.87
HZ 1180M D	19.64	4,877.7	215.0	234.4	59.03	62.93	66.83	7.72	17.02	75.87
Combination HZ ... M - 14 / AZ 13-700										
HZ 630M	14.37	1,230.6	101.4	92.9	39.73	44.32	48.91	7.52	14.83	74.41
HZ 880M A	13.80	1,947.6	123.0	113.3	37.97	42.47	46.98	7.65	16.23	75.87
HZ 880M B	14.57	2,078.3	130.6	120.9	40.60	45.10	49.60	7.66	16.24	75.87
HZ 880M C	14.93	2,169.4	135.6	126.2	41.81	46.30	50.80	7.66	16.24	75.87
HZ 1080M A	15.60	3,557.0	172.3	161.7	44.08	48.59	53.10	7.64	17.72	75.87
HZ 1080M B	16.16	3,797.8	182.9	172.6	45.98	50.49	55.00	7.64	17.72	75.87
HZ 1080M C	17.17	4,092.0	196.0	186.0	49.44	53.94	58.45	7.65	17.73	75.87
HZ 1080M D	18.00	4,380.2	208.2	199.1	52.25	56.75	61.25	7.65	17.73	75.87
HZ 1180M A	18.66	4,596.4	216.9	209.2	54.49	58.99	63.49	7.65	17.73	75.87
HZ 1180M B	19.05	4,772.9	224.4	217.0	55.82	60.32	64.82	7.65	17.74	75.87
HZ 1180M C	20.11	5,162.8	240.2	232.0	58.96	63.70	68.45	7.70	17.85	75.87
HZ 1180M D	20.70	5,352.2	248.2	240.6	60.96	65.70	70.45	7.72	17.87	75.87
Combination HZ ... M - 24 / AZ 13-700										
HZ 630M	17.89	1,668.5	130.1	119.7	54.53	57.71	60.89	9.11	15.56	91.50
HZ 880M A	16.86	2,626.1	156.4	144.7	51.24	54.32	57.39	9.37	17.23	94.41
HZ 880M B	18.10	2,835.9	169.0	157.0	55.44	58.51	61.58	9.39	17.26	94.41
HZ 880M C	18.66	2,982.6	177.3	165.5	57.38	60.45	63.52	9.39	17.25	94.41
HZ 1080M A	19.77	4,930.9	227.6	214.2	61.11	64.20	67.29	9.34	18.71	94.41
HZ 1080M B	20.67	5,319.2	244.9	231.7	64.16	67.25	70.33	9.35	18.72	94.41
HZ 1080M C	22.29	5,791.1	266.2	253.2	69.69	72.77	75.86	9.36	18.73	94.41
HZ 1080M D	23.61	6,253.9	286.2	274.1	74.19	77.27	80.35	9.36	18.73	94.41
HZ 1180M A	24.66	6,600.5	300.5	289.9	77.77	80.85	83.93	9.37	18.74	94.41
HZ 1180M B	25.29	6,884.4	312.6	302.7	79.92	82.99	86.07	9.38	18.77	94.41
HZ 1180M C	26.68	7,381.0	333.6	322.5	84.55	87.68	90.81	9.43	18.81	94.41
HZ 1180M D	27.62	7,683.6	346.5	336.2	87.74	90.87	94.00	9.47	18.84	94.41
Combination HZ ... M - 26 / AZ 13-700										
HZ 630M	18.71	1,793.0	147.8	135.4	56.20	59.94	63.67	9.11	16.42	91.50
HZ 880M A	17.66	2,839.2	179.4	165.2	52.86	56.47	60.09	9.37	17.95	94.41
HZ 880M B	18.89	3,047.5	191.6	177.3	57.06	60.67	64.28	9.39	17.97	94.41
HZ 880M C	19.46	3,193.9	199.8	185.9	58.99	62.60	66.21	9.39	17.97	94.41
HZ 1080M A	20.57	5,289.3	256.3	240.5	62.74	66.36	69.99	9.34	19.42	94.41
HZ 1080M B	21.46	5,676.7	273.6	258.2	65.78	69.41	73.04	9.35	19.43	94.41
HZ 1080M C	23.08	6,146.6	294.5	279.5	71.31	74.93	78.56	9.36	19.44	94.41
HZ 1080M D	24.40	6,608.0	314.3	300.5	75.81	79.43	83.05	9.36	19.45	94.41
HZ 1180M A	25.45	6,953.6	328.3	316.3	79.39	83.01	86.62	9.37	19.45	94.41
HZ 1180M B	26.08	7,237.2	340.4	329.2	81.54	85.15	88.77	9.38	19.46	94.41
HZ 1180M C	27.68	7,819.3	365.2	352.6	86.57	90.38	94.19	9.43	19.59	94.41
HZ 1180M D	28.61	8,120.9	377.9	366.3	89.76	93.57	97.37	9.47	19.63	94.41

¹⁾ Values taking the intermediary sheet piles into account.

Section	Properties per foot of wall ¹⁾							Per system		
	A	I _y	W _{ely} *	W _{ely} **	G _{60%}	G _{80%}	G _{100%}	A _{LW}	A _{LS}	b _{sys}
	in ² /ft	in ⁴ /ft	in ³ /ft	in ³ /ft	lb/ft ²	lb/ft ²	lb/ft ²	ft ² /ft	ft ² /ft	in
Combination HZ ... M - 12 / AZ 13-700-10/10										
HZ 630M	13.66	1,089.5	81.3	91.1	38.38	42.43	46.47	7.52	13.90	74.41
HZ 880M A	13.09	1,696.7	96.5	110.2	36.63	40.59	44.56	7.65	15.46	75.87
HZ 880M B	13.87	1,832.2	104.7	117.7	39.28	43.24	47.20	7.66	15.46	75.87
HZ 880M C	14.22	1,924.2	109.9	123.1	40.49	44.45	48.41	7.66	15.46	75.87
HZ 1080M A	14.89	3,134.6	139.2	156.2	42.73	46.70	50.68	7.64	16.95	75.87
HZ 1080M B	15.46	3,381.8	150.2	167.5	44.65	48.63	52.60	7.64	16.95	75.87
HZ 1080M C	16.47	3,679.5	163.7	180.8	48.11	52.08	56.05	7.65	16.95	75.87
HZ 1080M D	17.30	3,970.0	176.2	194.1	50.93	54.89	58.86	7.65	16.96	75.87
HZ 1180M A	17.95	4,188.2	185.3	204.0	53.17	57.13	61.10	7.65	16.96	75.87
HZ 1180M B	18.37	4,379.8	193.8	212.5	54.60	58.56	62.53	7.65	16.97	75.87
HZ 1180M C	19.19	4,660.9	204.8	225.6	57.22	61.26	65.30	7.70	17.00	75.87
HZ 1180M D	19.83	4,882.1	215.2	234.6	59.43	63.46	67.50	7.72	17.02	75.87
Combination HZ ... M - 14 / AZ 13-700-10/10										
HZ 630M	14.57	1,235.1	101.8	93.2	40.14	44.87	49.60	7.52	14.83	74.41
HZ 880M A	14.00	1,952.0	123.2	113.5	38.38	43.01	47.65	7.65	16.23	75.87
HZ 880M B	14.77	2,082.7	130.8	121.1	41.01	45.64	50.27	7.66	16.24	75.87
HZ 880M C	15.13	2,173.8	135.9	126.4	42.21	46.84	51.47	7.66	16.24	75.87
HZ 1080M A	15.80	3,561.4	172.5	161.9	44.49	49.13	53.78	7.64	17.72	75.87
HZ 1080M B	16.36	3,802.2	183.1	172.8	46.38	51.03	55.67	7.64	17.72	75.87
HZ 1080M C	17.37	4,096.4	196.2	186.2	49.84	54.48	59.12	7.65	17.73	75.87
HZ 1080M D	18.20	4,384.6	208.4	199.3	52.65	57.29	61.93	7.65	17.73	75.87
HZ 1180M A	18.85	4,600.9	217.1	209.4	54.89	59.53	64.16	7.65	17.73	75.87
HZ 1180M B	19.25	4,777.4	224.6	217.2	56.23	60.86	65.50	7.65	17.74	75.87
HZ 1180M C	20.31	5,167.2	240.4	232.2	59.36	64.24	69.12	7.70	17.85	75.87
HZ 1180M D	20.90	5,356.6	248.4	240.8	61.37	66.24	71.12	7.72	17.87	75.87
Combination HZ ... M - 24 / AZ 13-700-10/10										
HZ 630M	18.05	1,672.2	130.4	119.9	54.87	58.16	61.44	9.11	15.56	91.50
HZ 880M A	17.02	2,629.7	156.7	144.9	51.57	54.75	57.94	9.37	17.23	94.41
HZ 880M B	18.25	2,839.4	169.2	157.2	55.76	58.94	62.12	9.39	17.26	94.41
HZ 880M C	18.82	2,986.2	177.5	165.7	57.70	60.88	64.06	9.39	17.25	94.41
HZ 1080M A	19.93	4,934.5	227.8	214.4	61.44	64.63	67.83	9.34	18.71	94.41
HZ 1080M B	20.83	5,322.7	245.0	231.8	64.49	67.68	70.88	9.35	18.72	94.41
HZ 1080M C	22.45	5,794.7	266.4	253.3	70.02	73.21	76.40	9.36	18.73	94.41
HZ 1080M D	23.77	6,257.4	286.4	274.3	74.52	77.70	80.89	9.36	18.73	94.41
HZ 1180M A	24.82	6,604.0	300.7	290.0	78.10	81.28	84.47	9.37	18.74	94.41
HZ 1180M B	25.45	6,888.0	312.8	302.8	80.24	83.43	86.61	9.38	18.77	94.41
HZ 1180M C	26.84	7,384.6	333.7	322.6	84.87	88.11	91.35	9.43	18.81	94.41
HZ 1180M D	27.78	7,687.1	346.7	336.3	88.06	91.30	94.54	9.47	18.84	94.41
Combination HZ ... M - 26 / AZ 13-700-10/10										
HZ 630M	18.87	1,796.7	148.1	135.7	56.54	60.38	64.23	9.11	16.42	91.50
HZ 880M A	17.82	2,842.8	179.6	165.4	53.18	56.91	60.63	9.37	17.95	94.41
HZ 880M B	19.05	3,051.1	191.8	177.6	57.38	61.10	64.82	9.39	17.97	94.41
HZ 880M C	19.61	3,197.4	200.0	186.1	59.32	63.03	66.75	9.39	17.97	94.41
HZ 1080M A	20.73	5,292.9	256.5	240.7	63.06	66.80	70.53	9.34	19.42	94.41
HZ 1080M B	21.62	5,680.2	273.7	258.3	66.11	69.85	73.58	9.35	19.43	94.41
HZ 1080M C	23.24	6,150.1	294.7	279.7	71.64	75.37	79.10	9.36	19.44	94.41
HZ 1080M D	24.56	6,611.6	314.5	300.7	76.14	79.86	83.59	9.36	19.45	94.41
HZ 1180M A	25.61	6,957.2	328.4	316.4	79.71	83.44	87.16	9.37	19.45	94.41
HZ 1180M B	26.24	7,240.7	340.6	329.3	81.86	85.58	89.31	9.38	19.46	94.41
HZ 1180M C	27.83	7,822.8	365.3	352.8	86.90	90.81	94.73	9.43	19.59	94.41
HZ 1180M D	28.77	8,124.4	378.1	366.5	90.09	94.00	97.91	9.47	19.63	94.41

¹⁾ Values taking the intermediary sheet piles into account.

Section	Properties per foot of wall ¹⁾							Per system		
	A	I _y	W _{ely} *	W _{ely} **	G _{60%}	G _{80%}	G _{100%}	A _{LW}	A _{LS}	b _{sys}
	in ² /ft	in ⁴ /ft	in ³ /ft	in ³ /ft	lb/ft ²	lb/ft ²	lb/ft ²	ft ² /ft	ft ² /ft	in

Combination HZ ... M - 12 / AZ 18-700

HZ 630M	13.61	1,178.6	88.0	98.6	38.30	42.31	46.33	8.00	14.38	74.41
HZ 880M A	13.05	1,784.1	101.5	115.9	36.54	40.48	44.42	8.13	15.93	75.87
HZ 880M B	13.83	1,919.5	109.7	123.3	39.20	43.13	47.06	8.14	15.94	75.87
HZ 880M C	14.18	2,011.5	114.8	128.7	40.40	44.34	48.27	8.13	15.94	75.87
HZ 1080M A	14.85	3,222.2	143.1	160.5	42.64	46.59	50.53	8.11	17.42	75.87
HZ 1080M B	15.41	3,469.4	154.1	171.8	44.57	48.51	52.46	8.12	17.42	75.87
HZ 1080M C	16.43	3,767.0	167.6	185.1	48.03	51.97	55.91	8.12	17.43	75.87
HZ 1080M D	17.25	4,057.4	180.1	198.4	50.84	54.78	58.72	8.12	17.43	75.87
HZ 1180M A	17.91	4,275.6	189.1	208.2	53.08	57.02	60.96	8.12	17.43	75.87
HZ 1180M B	18.33	4,467.2	197.6	216.7	54.51	58.45	62.39	8.13	17.45	75.87
HZ 1180M C	19.15	4,748.3	208.7	229.9	57.14	61.15	65.16	8.17	17.48	75.87
HZ 1180M D	19.79	4,969.4	219.1	238.8	59.34	63.35	67.36	8.19	17.49	75.87

Combination HZ ... M - 14 / AZ 18-700

HZ 630M	14.53	1,324.2	109.1	99.9	40.05	44.75	49.45	8.00	15.30	74.41
HZ 880M A	13.96	2,039.4	128.7	118.6	38.29	42.90	47.51	8.13	16.71	75.87
HZ 880M B	14.73	2,170.0	136.3	126.2	40.92	45.52	50.13	8.14	16.72	75.87
HZ 880M C	15.08	2,261.1	141.4	131.5	42.13	46.73	51.33	8.13	16.71	75.87
HZ 1080M A	15.76	3,649.0	176.7	165.8	44.40	49.02	53.64	8.11	18.20	75.87
HZ 1080M B	16.32	3,889.8	187.3	176.8	46.30	50.91	55.53	8.12	18.20	75.87
HZ 1080M C	17.33	4,183.9	200.4	190.2	49.75	54.37	58.98	8.12	18.20	75.87
HZ 1080M D	18.16	4,472.0	212.6	203.3	52.57	57.18	61.79	8.12	18.21	75.87
HZ 1180M A	18.81	4,688.2	221.2	213.4	54.80	59.41	64.02	8.12	18.21	75.87
HZ 1180M B	19.20	4,864.7	228.7	221.2	56.14	60.75	65.36	8.13	18.21	75.87
HZ 1180M C	20.27	5,254.5	244.5	236.1	59.28	64.13	68.98	8.17	18.32	75.87
HZ 1180M D	20.86	5,443.9	252.4	244.7	61.28	66.13	70.98	8.19	18.35	75.87

Combination HZ ... M - 24 / AZ 18-700

HZ 630M	18.02	1,744.7	136.0	125.1	54.80	58.06	61.33	9.59	16.03	91.50
HZ 880M A	16.99	2,699.9	160.8	148.8	51.50	54.66	57.82	9.84	17.71	94.41
HZ 880M B	18.22	2,909.5	173.4	161.1	55.70	58.85	62.01	9.86	17.73	94.41
HZ 880M C	18.79	3,056.3	181.6	169.6	57.63	60.79	63.95	9.86	17.73	94.41
HZ 1080M A	19.90	5,004.9	231.1	217.5	61.37	64.54	67.71	9.82	19.19	94.41
HZ 1080M B	20.79	5,393.2	248.3	234.9	64.42	67.59	70.76	9.82	19.19	94.41
HZ 1080M C	22.42	5,865.0	269.6	256.4	69.95	73.11	76.28	9.83	19.21	94.41
HZ 1080M D	23.74	6,327.7	289.6	277.4	74.45	77.61	80.78	9.84	19.21	94.41
HZ 1180M A	24.79	6,674.2	303.9	293.1	78.03	81.19	84.35	9.84	19.21	94.41
HZ 1180M B	25.42	6,958.2	316.0	305.9	80.17	83.34	86.50	9.85	19.24	94.41
HZ 1180M C	26.81	7,454.7	336.9	325.7	84.80	88.02	91.24	9.91	19.29	94.41
HZ 1180M D	27.75	7,757.2	349.8	339.4	88.00	91.21	94.42	9.95	19.32	94.41

Combination HZ ... M - 26 / AZ 18-700

HZ 630M	18.84	1,869.2	154.1	141.1	56.47	60.29	64.11	9.59	16.89	91.50
HZ 880M A	17.78	2,913.0	184.0	169.5	53.11	56.82	60.52	9.84	18.42	94.41
HZ 880M B	19.01	3,121.2	196.2	181.6	57.31	61.01	64.70	9.86	18.44	94.41
HZ 880M C	19.58	3,267.5	204.4	190.1	59.25	62.94	66.64	9.86	18.44	94.41
HZ 1080M A	20.69	5,363.3	259.9	243.9	62.99	66.71	70.42	9.82	19.90	94.41
HZ 1080M B	21.59	5,750.7	277.1	261.5	66.04	69.75	73.47	9.82	19.91	94.41
HZ 1080M C	23.21	6,220.4	298.1	282.9	71.57	75.28	78.98	9.83	19.92	94.41
HZ 1080M D	24.53	6,681.8	317.8	303.9	76.07	79.77	83.48	9.84	19.92	94.41
HZ 1180M A	25.58	7,027.4	331.8	319.6	79.65	83.35	87.05	9.84	19.93	94.41
HZ 1180M B	26.21	7,310.9	343.9	332.5	81.79	85.49	89.19	9.85	19.94	94.41
HZ 1180M C	27.80	7,892.9	368.6	356.0	86.83	90.72	94.61	9.91	20.06	94.41
HZ 1180M D	28.74	8,194.5	381.3	369.6	90.02	93.91	97.80	9.95	20.10	94.41

¹⁾ Values taking the intermediary sheet piles into account.

Section	Properties per foot of wall ¹⁾							Per system		
	A	I _y	W _{ely} *	W _{ely} **	G _{60%}	G _{80%}	G _{100%}	A _{LW}	A _{LS}	b _{sys}
	in ² /ft	in ⁴ /ft	in ³ /ft	in ³ /ft	lb/ft ²	lb/ft ²	lb/ft ²	ft ² /ft	ft ² /ft	in
Combination HZ ... M - 12 / AZ 20-700										
HZ 630M	14.06	1,195.7	89.3	100.0	39.21	43.53	47.85	8.00	14.38	74.41
HZ 880M A	13.49	1,800.9	102.4	117.0	37.44	41.67	45.91	8.13	15.93	75.87
HZ 880M B	14.27	1,936.2	110.7	124.4	40.09	44.32	48.55	8.14	15.94	75.87
HZ 880M C	14.62	2,028.2	115.8	129.8	41.30	45.53	49.76	8.13	15.94	75.87
HZ 1080M A	15.29	3,239.0	143.9	161.4	43.54	47.79	52.03	8.11	17.42	75.87
HZ 1080M B	15.85	3,486.2	154.8	172.7	45.47	49.71	53.95	8.12	17.42	75.87
HZ 1080M C	16.87	3,783.8	168.3	186.0	48.93	53.16	57.40	8.12	17.43	75.87
HZ 1080M D	17.69	4,074.2	180.9	199.2	51.74	55.97	60.21	8.12	17.43	75.87
HZ 1180M A	18.35	4,292.4	189.9	209.0	53.98	58.21	62.45	8.12	17.43	75.87
HZ 1180M B	18.77	4,484.0	198.4	217.5	55.41	59.64	63.88	8.13	17.45	75.87
HZ 1180M C	19.58	4,765.1	209.4	230.7	58.03	62.34	66.65	8.17	17.48	75.87
HZ 1180M D	20.23	4,986.2	219.8	239.6	60.24	64.54	68.85	8.19	17.49	75.87
Combination HZ ... M - 14 / AZ 20-700										
HZ 630M	14.98	1,341.4	110.5	101.2	40.97	45.97	50.98	8.00	15.30	74.41
HZ 880M A	14.40	2,056.2	129.8	119.6	39.19	44.09	49.00	8.13	16.71	75.87
HZ 880M B	15.17	2,186.8	137.4	127.2	41.82	46.72	51.62	8.14	16.72	75.87
HZ 880M C	15.52	2,277.9	142.4	132.5	43.02	47.92	52.82	8.13	16.71	75.87
HZ 1080M A	16.20	3,665.8	177.5	166.6	45.30	50.22	55.13	8.11	18.20	75.87
HZ 1080M B	16.76	3,906.6	188.1	177.6	47.19	52.11	57.03	8.12	18.20	75.87
HZ 1080M C	17.77	4,200.7	201.2	190.9	50.65	55.56	60.47	8.12	18.20	75.87
HZ 1080M D	18.59	4,488.8	213.4	204.1	53.46	58.37	63.28	8.12	18.21	75.87
HZ 1180M A	19.25	4,705.0	222.0	214.1	55.70	60.61	65.51	8.12	18.21	75.87
HZ 1180M B	19.64	4,881.5	229.5	221.9	57.04	61.94	66.85	8.13	18.21	75.87
HZ 1180M C	20.71	5,271.3	245.2	236.9	60.17	65.32	70.47	8.17	18.32	75.87
HZ 1180M D	21.29	5,460.6	253.2	245.5	62.17	67.32	72.47	8.19	18.35	75.87
Combination HZ ... M - 24 / AZ 20-700										
HZ 630M	18.38	1,758.6	137.1	126.1	55.54	59.05	62.56	9.59	16.03	91.50
HZ 880M A	17.34	2,713.4	161.6	149.6	52.22	55.62	59.02	9.84	17.71	94.41
HZ 880M B	18.57	2,923.0	174.2	161.9	56.41	59.81	63.21	9.86	17.73	94.41
HZ 880M C	19.14	3,069.7	182.4	170.3	58.35	61.75	65.14	9.86	17.73	94.41
HZ 1080M A	20.25	5,018.4	231.7	218.0	62.09	65.50	68.92	9.82	19.19	94.41
HZ 1080M B	21.15	5,406.7	248.9	235.5	65.14	68.55	71.97	9.82	19.19	94.41
HZ 1080M C	22.77	5,878.5	270.2	257.0	70.67	74.08	77.48	9.83	19.21	94.41
HZ 1080M D	24.09	6,341.2	290.2	278.0	75.17	78.57	81.98	9.84	19.21	94.41
HZ 1180M A	25.14	6,687.7	304.5	293.7	78.75	82.15	85.55	9.84	19.21	94.41
HZ 1180M B	25.77	6,971.7	316.6	306.5	80.89	84.29	87.70	9.85	19.24	94.41
HZ 1180M C	27.16	7,468.1	337.5	326.3	85.52	88.98	92.43	9.91	19.29	94.41
HZ 1180M D	28.10	7,770.6	350.4	340.0	88.71	92.17	95.62	9.95	19.32	94.41
Combination HZ ... M - 26 / AZ 20-700										
HZ 630M	19.20	1,883.1	155.3	142.2	57.21	61.28	65.35	9.59	16.89	91.50
HZ 880M A	18.13	2,926.5	184.9	170.3	53.83	57.78	61.72	9.84	18.42	94.41
HZ 880M B	19.36	3,134.6	197.1	182.4	58.03	61.96	65.90	9.86	18.44	94.41
HZ 880M C	19.93	3,280.9	205.3	190.9	59.97	63.90	67.83	9.86	18.44	94.41
HZ 1080M A	21.05	5,376.9	260.6	244.5	63.71	67.67	71.62	9.82	19.90	94.41
HZ 1080M B	21.94	5,764.2	277.8	262.1	66.76	70.72	74.67	9.82	19.91	94.41
HZ 1080M C	23.56	6,233.9	298.7	283.5	72.29	76.24	80.18	9.83	19.92	94.41
HZ 1080M D	24.88	6,695.3	318.4	304.5	76.79	80.73	84.68	9.84	19.92	94.41
HZ 1180M A	25.93	7,040.8	332.4	320.2	80.37	84.31	88.25	9.84	19.93	94.41
HZ 1180M B	26.56	7,324.4	344.5	333.1	82.51	86.45	90.39	9.85	19.94	94.41
HZ 1180M C	28.15	7,906.4	369.2	356.6	87.55	91.68	95.81	9.91	20.06	94.41
HZ 1180M D	29.09	8,207.9	382.0	370.2	90.74	94.87	98.99	9.95	20.10	94.41

¹⁾ Values taking the intermediary sheet piles into account.

Section	Properties per foot of wall ¹⁾							Per system		
	A	I _y	W _{ely} *	W _{ely} **	G _{60%}	G _{80%}	G _{100%}	A _{LW}	A _{LS}	b _{sys}
	in ² /ft	in ⁴ /ft	in ³ /ft	in ³ /ft	lb/ft ²	lb/ft ²	lb/ft ²	ft ² /ft	ft ² /ft	in

Combination HZ ... M - 12 / AZ 26-700

HZ 630M	15.29	1,297.5	96.9	108.5	41.72	46.88	52.04	8.24	14.62	74.41
HZ 880M A	14.70	1,900.6	108.1	123.4	39.90	44.96	50.02	8.37	16.18	75.87
HZ 880M B	15.47	2,035.9	116.4	130.8	42.56	47.61	52.66	8.38	16.18	75.87
HZ 880M C	15.83	2,127.9	121.5	136.2	43.76	48.81	53.86	8.38	16.18	75.87
HZ 1080M A	16.50	3,339.0	148.3	166.3	46.01	51.08	56.15	8.36	17.67	75.87
HZ 1080M B	17.06	3,586.2	159.3	177.6	47.94	53.00	58.07	8.36	17.67	75.87
HZ 1080M C	18.08	3,883.7	172.8	190.9	51.39	56.45	61.52	8.36	17.67	75.87
HZ 1080M D	18.90	4,174.0	185.3	204.1	54.20	59.26	64.32	8.37	17.67	75.87
HZ 1180M A	19.56	4,392.2	194.3	213.9	56.44	61.50	66.56	8.37	17.68	75.87
HZ 1180M B	19.98	4,583.8	202.8	222.3	57.87	62.93	67.99	8.37	17.69	75.87
HZ 1180M C	20.79	4,864.8	213.8	235.5	60.50	65.63	70.75	8.42	17.72	75.87
HZ 1180M D	21.44	5,085.8	224.2	244.4	62.70	67.83	72.95	8.44	17.74	75.87

Combination HZ ... M - 14 / AZ 26-700

HZ 630M	16.21	1,443.1	118.9	108.9	43.48	49.33	55.17	8.24	15.54	74.41
HZ 880M A	15.61	2,156.0	136.1	125.4	41.65	47.38	53.11	8.37	16.95	75.87
HZ 880M B	16.37	2,286.4	143.6	133.0	44.28	50.00	55.72	8.38	16.96	75.87
HZ 880M C	16.73	2,377.6	148.6	138.3	45.48	51.21	56.93	8.38	16.96	75.87
HZ 1080M A	17.41	3,765.8	182.4	171.1	47.77	53.51	59.25	8.36	18.44	75.87
HZ 1080M B	17.97	4,006.6	192.9	182.1	49.66	55.40	61.14	8.36	18.44	75.87
HZ 1080M C	18.98	4,300.6	206.0	195.5	53.12	58.85	64.59	8.36	18.45	75.87
HZ 1080M D	19.80	4,588.7	218.1	208.6	55.93	61.66	67.39	8.37	18.45	75.87
HZ 1180M A	20.46	4,804.8	226.7	218.7	58.17	63.89	69.62	8.37	18.45	75.87
HZ 1180M B	20.85	4,981.3	234.2	226.5	59.50	65.23	70.96	8.37	18.46	75.87
HZ 1180M C	21.91	5,371.0	249.9	241.4	62.64	68.61	74.58	8.42	18.57	75.87
HZ 1180M D	22.50	5,560.3	257.8	249.9	64.64	70.60	76.57	8.44	18.59	75.87

Combination HZ ... M - 24 / AZ 26-700

HZ 630M	19.39	1,841.4	143.6	132.1	57.58	61.78	65.97	9.83	16.28	91.50
HZ 880M A	18.31	2,793.5	166.4	154.0	54.20	58.26	62.32	10.09	17.95	94.41
HZ 880M B	19.54	3,003.0	179.0	166.3	58.39	62.45	66.50	10.11	17.97	94.41
HZ 880M C	20.11	3,149.8	187.2	174.7	60.33	64.38	68.44	10.11	17.97	94.41
HZ 1080M A	21.22	5,098.9	235.4	221.5	64.08	68.15	72.23	10.06	19.43	94.41
HZ 1080M B	22.12	5,487.1	252.6	239.0	67.13	71.20	75.28	10.07	19.44	94.41
HZ 1080M C	23.74	5,958.8	273.9	260.5	72.65	76.72	80.79	10.08	19.45	94.41
HZ 1080M D	25.06	6,421.4	293.9	281.5	77.15	81.22	85.28	10.08	19.45	94.41
HZ 1180M A	26.11	6,767.9	308.1	297.2	80.73	84.79	88.85	10.09	19.46	94.41
HZ 1180M B	26.74	7,051.8	320.2	310.0	82.87	86.93	91.00	10.10	19.49	94.41
HZ 1180M C	28.13	7,548.1	341.1	329.8	87.50	91.61	95.73	10.15	19.53	94.41
HZ 1180M D	29.06	7,850.6	354.0	343.5	90.69	94.80	98.91	10.19	19.56	94.41

Combination HZ ... M - 26 / AZ 26-700

HZ 630M	20.20	1,965.9	162.1	148.4	59.25	64.01	68.76	9.83	17.13	91.50
HZ 880M A	19.10	3,006.6	189.9	175.0	55.81	60.42	65.02	10.09	18.67	94.41
HZ 880M B	20.33	3,214.6	202.1	187.1	60.01	64.60	69.19	10.11	18.69	94.41
HZ 880M C	20.90	3,361.0	210.3	195.6	61.94	66.54	71.13	10.11	18.69	94.41
HZ 1080M A	22.02	5,457.3	264.5	248.2	65.70	70.32	74.93	10.06	20.14	94.41
HZ 1080M B	22.91	5,844.6	281.6	265.8	68.75	73.37	77.98	10.07	20.15	94.41
HZ 1080M C	24.53	6,314.2	302.6	287.2	74.27	78.88	83.49	10.08	20.16	94.41
HZ 1080M D	25.85	6,775.5	322.3	308.2	78.77	83.37	87.98	10.08	20.16	94.41
HZ 1180M A	26.90	7,121.0	336.2	323.9	82.35	86.95	91.55	10.09	20.17	94.41
HZ 1180M B	27.53	7,404.6	348.3	336.8	84.49	89.09	93.69	10.10	20.18	94.41
HZ 1180M C	29.12	7,986.4	373.0	360.2	89.52	94.31	99.10	10.15	20.30	94.41
HZ 1180M D	30.06	8,287.9	385.7	373.8	92.71	97.50	102.29	10.19	20.35	94.41

¹⁾ Values taking the intermediary sheet piles into account.

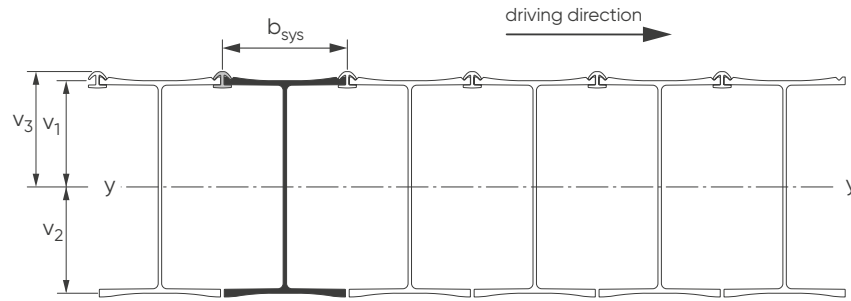
Section	Properties per foot of wall ¹⁾						Per system			
	A	I _y	W _{ely} *	W _{ely} **	G _{60%}	G _{80%}	G _{100%}	A _{LW}	A _{LS}	b _{sys}
	in ² /ft	in ⁴ /ft	in ³ /ft	in ³ /ft	lb/ft ²	lb/ft ²	lb/ft ²	ft ² /ft	ft ² /ft	in
Combination HZ ... M - 12 / AZ 18-10/10										
HZ 630M	14.79	1,238.9	92.5	103.6	41.54	45.94	50.34	7.52	13.90	68.90
HZ 880M A	14.16	1,890.5	107.5	122.8	39.58	43.89	48.19	7.64	15.45	70.35
HZ 880M B	15.00	2,036.3	116.4	130.8	42.44	46.74	51.04	7.65	15.46	70.35
HZ 880M C	15.38	2,135.5	121.9	136.7	43.74	48.04	52.34	7.65	15.46	70.35
HZ 1080M A	16.10	3,441.7	152.9	171.4	46.17	50.48	54.80	7.63	16.94	70.35
HZ 1080M B	16.71	3,708.3	164.7	183.7	48.24	52.56	56.87	7.63	16.94	70.35
HZ 1080M C	17.80	4,028.9	179.3	198.0	51.97	56.28	60.59	7.64	16.95	70.35
HZ 1080M D	18.69	4,341.9	192.8	212.3	55.00	59.31	63.61	7.64	16.95	70.35
HZ 1180M A	19.40	4,577.1	202.5	222.9	57.42	61.72	66.02	7.64	16.95	70.35
HZ 1180M B	19.85	4,783.7	211.6	232.0	58.96	63.26	67.57	7.65	16.96	70.35
HZ 1180M C	20.73	5,086.6	223.5	246.2	61.79	66.17	70.55	7.69	16.99	70.35
HZ 1180M D	21.43	5,324.8	234.7	255.9	64.16	68.54	72.92	7.71	17.01	70.35
Combination HZ ... M - 14 / AZ 18-10/10										
HZ 630M	15.78	1,396.2	115.0	105.4	43.44	48.58	53.71	7.52	14.82	68.90
HZ 880M A	15.14	2,165.8	136.7	125.9	41.47	46.50	51.52	7.64	16.22	70.35
HZ 880M B	15.97	2,306.4	144.9	134.1	44.30	49.32	54.34	7.65	16.23	70.35
HZ 880M C	16.35	2,404.7	150.3	139.9	45.60	50.62	55.64	7.65	16.23	70.35
HZ 1080M A	17.08	3,902.0	189.0	177.3	48.06	53.10	58.14	7.63	17.71	70.35
HZ 1080M B	17.69	4,161.6	200.4	189.1	50.11	55.15	60.19	7.63	17.72	70.35
HZ 1080M C	18.78	4,478.5	214.5	203.6	53.83	58.87	63.90	7.64	17.72	70.35
HZ 1080M D	19.66	4,789.1	227.6	217.7	56.86	61.89	66.92	7.64	17.72	70.35
HZ 1180M A	20.37	5,022.0	237.0	228.5	59.27	64.30	69.33	7.64	17.73	70.35
HZ 1180M B	20.80	5,212.4	245.0	237.0	60.71	65.74	70.77	7.65	17.73	70.35
HZ 1180M C	21.94	5,632.4	262.0	253.1	64.09	69.38	74.67	7.69	17.84	70.35
HZ 1180M D	22.57	5,836.4	270.6	262.3	66.25	71.54	76.82	7.71	17.86	70.35
Combination HZ ... M - 24 / AZ 18-10/10										
HZ 630M	19.25	1,829.3	142.6	131.2	58.45	61.98	65.50	9.11	15.55	85.98
HZ 880M A	18.11	2,840.8	169.2	156.6	54.83	58.23	61.64	9.36	17.23	88.90
HZ 880M B	19.42	3,063.1	182.5	169.6	59.28	62.68	66.08	9.38	17.25	88.90
HZ 880M C	20.02	3,219.0	191.3	178.6	61.34	64.73	68.13	9.38	17.25	88.90
HZ 1080M A	21.20	5,289.6	244.2	229.8	65.33	68.74	72.16	9.33	18.71	88.90
HZ 1080M B	22.15	5,702.0	262.5	248.3	68.56	71.98	75.40	9.34	18.71	88.90
HZ 1080M C	23.88	6,202.5	285.1	271.2	74.43	77.84	81.25	9.35	18.72	88.90
HZ 1080M D	25.28	6,693.6	306.3	293.4	79.21	82.61	86.02	9.36	18.73	88.90
HZ 1180M A	26.39	7,061.3	321.5	310.1	83.00	86.41	89.81	9.36	18.73	88.90
HZ 1180M B	27.06	7,362.9	334.4	323.7	85.28	88.69	92.09	9.37	18.76	88.90
HZ 1180M C	28.54	7,889.3	356.5	344.7	90.19	93.65	97.11	9.43	18.80	88.90
HZ 1180M D	29.53	8,210.1	370.2	359.2	93.57	97.03	100.49	9.47	18.84	88.90
Combination HZ ... M - 26 / AZ 18-10/10										
HZ 630M	20.12	1,961.8	161.7	148.1	60.23	64.35	68.46	9.11	16.41	85.98
HZ 880M A	18.95	3,067.1	193.8	178.5	56.55	60.52	64.50	9.36	17.94	88.90
HZ 880M B	20.26	3,287.9	206.7	191.3	61.00	64.97	68.94	9.38	17.96	88.90
HZ 880M C	20.86	3,443.2	215.4	200.4	63.05	67.02	70.99	9.38	17.96	88.90
HZ 1080M A	22.05	5,670.3	274.8	257.9	67.05	71.04	75.03	9.33	19.42	88.90
HZ 1080M B	23.00	6,081.7	293.1	276.6	70.29	74.28	78.27	9.34	19.43	88.90
HZ 1080M C	24.72	6,580.1	315.3	299.3	76.15	80.14	84.12	9.35	19.44	88.90
HZ 1080M D	26.12	7,069.7	336.2	321.5	80.92	84.91	88.89	9.36	19.44	88.90
HZ 1180M A	27.23	7,436.3	351.1	338.2	84.72	88.70	92.68	9.36	19.44	88.90
HZ 1180M B	27.90	7,737.5	363.9	351.9	87.00	90.98	94.95	9.37	19.45	88.90
HZ 1180M C	29.59	8,354.7	390.2	376.8	92.34	96.52	100.70	9.43	19.58	88.90
HZ 1180M D	30.58	8,674.5	403.7	391.3	95.72	99.90	104.07	9.47	19.62	88.90

¹⁾ Values taking the intermediary sheet piles into account.

Section	Properties per foot of wall ¹⁾							Per system		
	A	I _y	W _{ely} *	W _{ely} **	G _{60%}	G _{80%}	G _{100%}	A _{LW}	A _{LS}	b _{sys}
	in ² /ft	in ⁴ /ft	in ³ /ft	in ³ /ft	lb/ft ²	lb/ft ²	lb/ft ²	ft ² /ft	ft ² /ft	in
Combination HZ ... M - 12 / AZ 26										
HZ 630M	16.17	1,344.1	100.4	112.4	44.35	49.69	55.02	7.76	14.14	68.90
HZ 880M A	15.51	1,993.5	113.4	129.5	42.33	47.55	52.78	7.88	15.69	70.35
HZ 880M B	16.34	2,139.2	122.3	137.4	45.19	50.41	55.62	7.90	15.70	70.35
HZ 880M C	16.73	2,238.4	127.8	143.3	46.49	51.71	56.92	7.89	15.70	70.35
HZ 1080M A	17.45	3,544.9	157.5	176.6	48.93	54.16	59.39	7.87	17.18	70.35
HZ 1080M B	18.06	3,811.5	169.3	188.8	51.00	56.23	61.47	7.88	17.18	70.35
HZ 1080M C	19.15	4,132.0	183.8	203.1	54.73	59.95	65.18	7.88	17.19	70.35
HZ 1080M D	20.04	4,445.0	197.3	217.3	57.75	62.98	68.20	7.88	17.19	70.35
HZ 1180M A	20.75	4,680.1	207.0	227.9	60.17	65.39	70.61	7.88	17.19	70.35
HZ 1180M B	21.20	4,886.7	216.2	237.0	61.71	66.93	72.15	7.89	17.21	70.35
HZ 1180M C	22.08	5,189.5	228.0	251.2	64.54	69.84	75.14	7.93	17.24	70.35
HZ 1180M D	22.77	5,427.7	239.3	260.8	66.91	72.21	77.50	7.95	17.25	70.35
Combination HZ ... M - 14 / AZ 26										
HZ 630M	17.16	1,501.4	123.7	113.3	46.25	52.33	58.40	7.76	15.06	68.90
HZ 880M A	16.49	2,268.8	143.2	131.9	44.22	50.16	56.11	7.88	16.46	70.35
HZ 880M B	17.31	2,409.3	151.4	140.1	47.05	52.99	58.92	7.90	16.47	70.35
HZ 880M C	17.70	2,507.6	156.8	145.8	48.35	54.29	60.22	7.89	16.47	70.35
HZ 1080M A	18.44	4,005.2	194.0	182.0	50.82	56.78	62.74	7.87	17.96	70.35
HZ 1080M B	19.04	4,264.9	205.4	193.8	52.87	58.82	64.78	7.88	17.96	70.35
HZ 1080M C	20.13	4,581.7	219.4	208.3	56.59	62.54	68.49	7.88	17.96	70.35
HZ 1080M D	21.01	4,892.1	232.5	222.4	59.62	65.56	71.51	7.88	17.97	70.35
HZ 1180M A	21.72	5,125.0	241.8	233.2	62.03	67.97	73.92	7.88	17.97	70.35
HZ 1180M B	22.14	5,315.4	249.9	241.6	63.47	69.41	75.36	7.89	17.97	70.35
HZ 1180M C	23.29	5,735.4	266.8	257.7	66.84	73.05	79.26	7.93	18.08	70.35
HZ 1180M D	23.92	5,939.3	275.4	267.0	69.00	75.20	81.40	7.95	18.10	70.35
Combination HZ ... M - 24 / AZ 26										
HZ 630M	20.35	1,913.6	149.2	137.3	60.71	64.98	69.26	9.35	15.79	85.98
HZ 880M A	19.18	2,922.3	174.1	161.1	57.00	61.14	65.27	9.60	17.47	88.90
HZ 880M B	20.48	3,144.5	187.4	174.1	61.45	65.58	69.70	9.62	17.49	88.90
HZ 880M C	21.08	3,300.3	196.1	183.1	63.51	67.63	71.76	9.62	17.49	88.90
HZ 1080M A	22.27	5,371.4	248.0	233.4	67.51	71.66	75.80	9.58	18.95	88.90
HZ 1080M B	23.22	5,783.8	266.2	251.9	70.75	74.89	79.04	9.58	18.95	88.90
HZ 1080M C	24.94	6,284.2	288.9	274.7	76.61	80.75	84.89	9.59	18.96	88.90
HZ 1080M D	26.34	6,775.2	310.1	297.0	81.38	85.52	89.65	9.60	18.97	88.90
HZ 1180M A	27.46	7,142.8	325.2	313.7	85.18	89.31	93.44	9.60	18.97	88.90
HZ 1180M B	28.13	7,444.4	338.1	327.3	87.46	91.59	95.72	9.61	19.00	88.90
HZ 1180M C	29.60	7,970.7	360.2	348.2	92.36	96.55	100.73	9.67	19.05	88.90
HZ 1180M D	30.59	8,291.4	373.9	362.8	95.74	99.93	104.11	9.71	19.08	88.90
Combination HZ ... M - 26 / AZ 26										
HZ 630M	21.22	2,046.1	168.7	154.5	62.48	67.35	72.22	9.35	16.65	85.98
HZ 880M A	20.02	3,148.6	198.9	183.2	58.72	63.43	68.13	9.60	18.18	88.90
HZ 880M B	21.32	3,369.2	211.8	196.1	63.17	67.86	72.56	9.62	18.20	88.90
HZ 880M C	21.92	3,524.6	220.5	205.1	65.22	69.92	74.61	9.62	18.20	88.90
HZ 1080M A	23.12	5,752.1	278.8	261.6	69.23	73.95	78.67	9.58	19.66	88.90
HZ 1080M B	24.07	6,163.5	297.0	280.3	72.47	77.19	81.91	9.58	19.67	88.90
HZ 1080M C	25.79	6,661.7	319.2	303.0	78.33	83.04	87.75	9.59	19.68	88.90
HZ 1080M D	27.19	7,151.3	340.1	325.3	83.10	87.81	92.52	9.60	19.68	88.90
HZ 1180M A	28.30	7,517.8	354.9	341.9	86.90	91.60	96.30	9.60	19.69	88.90
HZ 1180M B	28.97	7,819.0	367.8	355.6	89.18	93.88	98.58	9.61	19.70	88.90
HZ 1180M C	30.65	8,436.0	394.0	380.5	94.51	99.42	104.32	9.67	19.82	88.90
HZ 1180M D	31.64	8,755.8	407.5	394.9	97.89	102.79	107.69	9.71	19.86	88.90

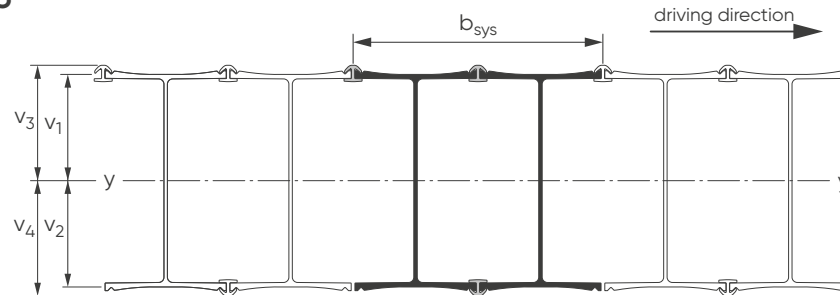
¹⁾ Values taking the intermediary sheet piles into account.

Combination C 1



Section	Dimensions			Properties per foot of wall					Per system		
	V_1	V_2	V_3	A	G	I_y	$W_{el,y}^*$	$W_{el,y}^{**}$	A_{LW}	A_{LS}	b_{sys}
	in	in	in	in ² /ft	lb/ft ²	in ⁴ /ft	in ³ /ft	in ³ /ft	ft ² /ft	ft ² /ft	in
HZ 630M	11.52	12.72	12.63	35.78	121.77	3,971.6	312.1	314.3	1.68	8.20	17.09
HZ 880M A	14.97	16.66	16.32	31.70	107.89	6,031.4	362.0	369.5	1.81	9.79	18.70
HZ 880M B	15.14	16.65	16.42	34.79	118.40	6,556.9	393.9	399.4	1.82	9.80	18.70
HZ 880M C	15.25	16.70	16.45	36.23	123.31	6,928.7	415.0	421.3	1.82	9.80	18.70
HZ 1080M A	19.72	21.52	21.07	39.25	133.58	11,646.2	541.2	552.7	1.79	11.28	18.50
HZ 1080M B	19.90	21.57	21.14	41.58	141.49	12,654.9	586.6	598.6	1.80	11.28	18.50
HZ 1080M C	20.10	21.61	21.22	45.62	155.26	13,825.6	639.7	651.7	1.80	11.29	18.50
HZ 1080M D	20.31	21.72	21.27	48.93	166.53	14,985.9	690.1	704.6	1.80	11.29	18.50
HZ 1180M A	20.50	21.84	21.31	51.55	175.45	15,849.3	725.9	743.8	1.81	11.29	18.70
HZ 1180M B	20.65	21.85	21.37	53.27	181.29	16,625.5	760.9	777.9	1.82	11.31	18.70
HZ 1180M C	20.58	22.07	21.34	56.34	191.75	17,709.1	802.2	829.8	1.83	11.37	18.70
HZ 1180M D	20.78	22.03	21.46	58.89	200.40	18,567.9	842.8	865.2	1.85	11.39	18.70

Combination C 23



Section	Dimensions				Properties per foot of wall					Per system		
	V_1	V_2	V_3	V_4	A	G	I_y	$W_{el,y}^*$	$W_{el,y}^{**}$	A_{LW}	A_{LS}	b_{sys}
	in	in	in	in	in ² /ft	lb/ft ²	in ⁴ /ft	in ³ /ft	in ³ /ft	ft ² /ft	ft ² /ft	in
HZ 630M	11.76	12.48	12.88	13.59	36.50	124.21	4,080.4	327.0	300.1	3.27	9.82	34.17
HZ 880M A	15.32	16.31	16.68	17.67	32.39	110.23	6,218.2	381.3	352.0	3.53	11.57	37.40
HZ 880M B	15.44	16.34	16.72	17.62	35.45	120.63	6,732.9	412.0	382.0	3.55	11.59	37.40
HZ 880M C	15.54	16.40	16.74	17.60	36.89	125.54	7,104.2	433.1	403.5	3.54	11.59	37.40
HZ 1080M A	20.09	21.14	21.45	22.50	39.95	135.97	11,964.3	565.8	531.8	3.50	13.04	37.01
HZ 1080M B	20.24	21.23	21.48	22.47	42.24	143.75	12,954.8	610.1	576.5	3.51	13.05	37.01
HZ 1080M C	20.40	21.31	21.52	22.43	46.28	157.51	14,122.5	662.8	629.7	3.52	13.06	37.01
HZ 1080M D	20.59	21.43	21.55	22.39	49.60	168.79	15,280.9	712.9	682.3	3.52	13.07	37.01
HZ 1180M A	20.77	21.57	21.57	22.37	52.21	177.69	16,141.6	748.4	721.5	3.52	13.07	37.40
HZ 1180M B	20.86	21.64	21.59	22.36	53.81	183.14	16,862.8	779.4	754.1	3.54	13.11	37.40
HZ 1180M C	20.87	21.78	21.63	22.54	57.14	194.45	18,058.9	829.1	801.2	3.57	13.18	37.40
HZ 1180M D	20.97	21.84	21.65	22.52	59.44	202.29	18,800.1	860.8	834.8	3.61	13.21	37.40

Designing an HZ[®]-M Steel Wall System

The design of a combined wall is similar to that of all standard sheet pile walls, but calculating the section properties of a combined HZ/AZ system is undertaken differently to conventional sheet piling.

The combined wall is a combination of different elements with the underlying assumption that the bending moments along the wall are distributed to the different elements proportionally to their stiffness.

Consequently:

- moment of inertia of one HZ/AZ system (one HZ[®]-M and one pair of AZ):

$$I_{sys} = I_{HZ} + I_{AZ}$$

- moment of inertia of the HZ/AZ system per unit length:

$$I_{sys/m} = \frac{I_{HZ} + I_{AZ}}{b_{sys}}$$

Hence, following formulas allow calculating the bending moment distribution to each single component.

Assuming that M_{sys} is the bending moment per unit length based on the geotechnical design:

- bending moment transmitted to the HZ-M king pile (including the connectors):

$$M_{HZ} = \left(\frac{I_{HZ}}{I_{sys}} M_{sys} \right) b_{sys}$$

- bending moment transmitted to the intermediary AZ sheet pile:

$$M_{AZ} = \left(\frac{I_{AZ}}{I_{sys}} M_{sys} \right) b_{sys}$$

Steel stress verification - Global safety approach

If only the effect of the bending moments is considered, steel stresses can be determined with the basic formula:

$$\sigma = \frac{M}{W}$$

For the HZ-M king piles:

$$\begin{aligned} \sigma_{HZ} &= \frac{M_{HZ}}{W_{HZ}} = \left(\frac{1}{W_{HZ}} \right) \left(\frac{I_{HZ}}{I_{sys}} M_{sys} \right) b_{sys} \\ &= \frac{1}{W_{HZ,eq}} M_{sys} \end{aligned}$$

where $W_{HZ,eq} = \frac{I_{sys}}{b_{sys} \max(v_1, v_2)}$

is the "equivalent section modulus" of the HZ-M king pile. This approach simplifies the task of the designer by using exclusively M_{sys} (no need to decompose M_{sys}).

Note: " $W_{HZ,eq}$ " is labelled in the tables of this brochure as $W_{el,y}^*$.

For the connectors RH / RZD / RZU:

$$\begin{aligned} \sigma_{RH/RZ} &= \frac{M_{HZ}}{W_{RH/RZ}} = \left(\frac{1}{W_{RH/RZ}} \right) \left(\frac{I_{HZ}}{I_{sys}} M_{sys} \right) b_{sys} \\ &= \frac{1}{W_{RH/RZ,eq}} M_{sys} \end{aligned}$$

where $W_{RH/RZ,eq} = \frac{I_{sys}}{b_{sys} \max(v_3, v_4)}$

Note: " $W_{RH/RZ,eq}$ " is labelled in the tables of this brochure as $W_{el,y}^{**}$.

For the AZ infill sheet piles:

$$\sigma_{AZ} = \frac{M_{AZ}}{W_{AZ}} = \frac{\frac{I_{AZ}}{I_{sys}} M_{sys} b_{sys}}{W_{AZ}}$$

Based on the above formulas, the verification of the allowable stresses is straightforward:

$$\sigma_{allowable} = \frac{f_y}{S_F}$$

The steel stresses of each component must be checked individually:

$$\sigma_{HZ} \leq \sigma_{allowable, HZ}$$

$$\sigma_{RH/RZ} \leq \sigma_{allowable, RH/RZ}$$

$$\sigma_{AZ} \leq \sigma_{allowable, AZ}$$

Notes:

- the yield stress of each component may be different. As a rule of thumb, stresses within the infill sheet piles are most often relatively small, allowing the use of a low steel grade for the AZ sections. This improves the cost efficiency of the system. However, driveability issues may trigger the choice of a higher steel grade than required by the design calculations.
- the yield strength of the connectors shall be equal or higher than that of the HZ-M, except for the combination 12. Hence, connectors are available exclusively with a yield strength of 66.7 ksi.
- the full range of HZ-M system are also available in ASTM A690, with yield strengths of 50 ksi and above.

The HZ-M king piles are capable of transferring high vertical loads to the subsoil. In such cases, stress analysis should include vertical loads and additional bending moments induced by deflection. Vertical loads can also originate from battered anchor piles, struts, etc.

The basic formula changes to:

$$\sigma = \frac{M}{W_x} + \frac{N \cdot e}{W_x} + \frac{N}{A_{HZ}}$$

To summarize, the designer can calculate in an easy way the stresses in the different components of the HZ-M by using the bending moment M_{sys} of the combined wall and the two "equivalent" section moduli $W_{el,y}^*$ and $W_{el,y}^{**}$ which are shown in the tables of this brochure.

Steel stress verification - Partial safety approach

In Europe, the design of steel sheet pile walls has to be compliant with the Eurocodes. Please refer to EN 1993 - Part 5 [1] for the complete design method. Eurocodes are based on "partial safety factors" that are applied to the resistances (EN 1993-5) and the actions (geotechnical design based on EN 1997- Part 1 [2]). Recommendations and advice for efficient design of combined steel walls according to the Eurocodes can be found in [12].



Practical aspects

The contribution of the infill sheet piles is relatively small for certain combinations so that in some cases, the designer neglects the contribution of the moment of inertia of the infill sheet piles. This is a safe-sided approach but might be over conservative in some cases.

Savings can be achieved by shortening the length of the intermediary sheet piles. In the ground, where there is earth support and embedment, the length of the intermediary sheet piles can be considerably optimized. In the infill role, the intermediary sheet pile is only required to resist active earth pressures down to the zero earth pressure level. For safety reasons, its length is extended below this level by at least 3.3 to 6.6 ft (Figure 2). If the embedment of the infill sheet pile is quite small, special care must be taken during construction to make sure that the piles are driven to the design level. For cantilever walls, the maximum bending moment occurs in the embedded portion of the piles. Therefore, the length of the infill sheet piles must be checked. Furthermore, if groundwater pressures are high, the risk of seepage beneath the toe should be analysed when optimizing the length of the intermediary sheet piles.

The HZ-M king pile spacing should be limited so that full continuous earth resistance is safeguarded. When determining pile spacing, arching effects of the soil may be considered. If these properties are negligible (e.g. in soft mud or where groundwater pressure is high), the transverse load capacity of the intermediary sheet piles needs to be checked. Additionally, the development of the earth resistance in front of the wall may have to be checked. Experience shows that for the standard

HZ/AZ combinations, this 3D effect on the passive resistance can be taken into account, and the design of the combined wall can be done as a continuous retaining wall. More detailed information can be found in Chapter 8.1.4 of the EAU 2012 [3]. The section modulus of the HZ-M king piles can be adapted to the resultant bending moment by adding RH connectors to the rear flanges. As a result, a lighter section can be selected and simply strengthened locally, where maximum bending occurs (Figure 3).

The HZ-M wall system, in which the full range of AZ sections can be used as intermediary sheet piles, offers maximum flexibility in terms of design. Heavier AZ sections can also be selected to enhance corrosion resistance or enhance driving behaviour. Generally speaking, the range of suitable sheet piles varies from 22.3 to 59.5 in³/ft.

Driveability is an additional key factor that should be analysed when choosing the infill sheet piles. In normal driving conditions, infill sheet piles above 65 ft should have a section modulus above 37.2 in³/ft.

Local standards or regulations may call for specific features of the infill sheet piles. For instance, in some countries infill sheet piles used in marine structures shall have a minimum thickness of 0.39 to 0.47 in.

Note:

The application of design methods is to be reviewed in reference to each national standard governing (e.g. contribution of the infill sheet piles to bending resistance [1]).

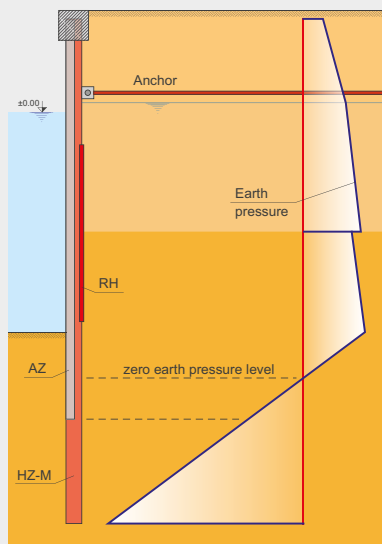


Fig. 2. Optimization of the length of the AZ infill sheet piles.

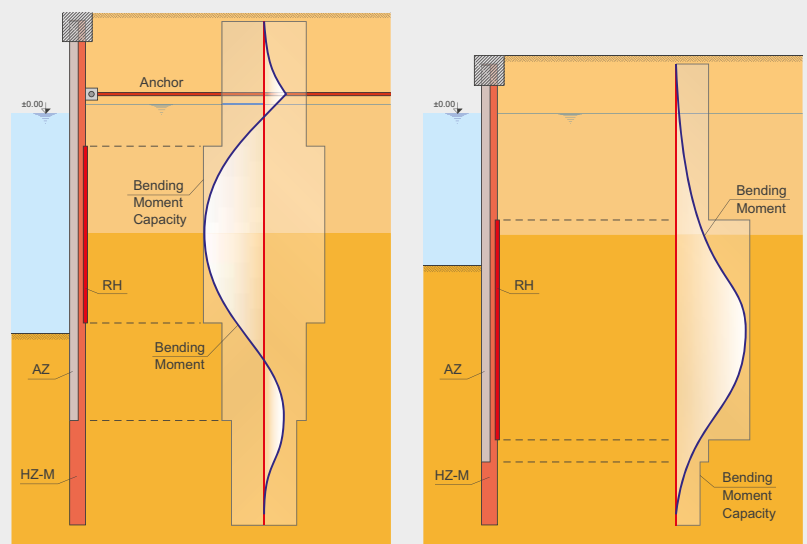


Fig. 3. Optimization of the bending moment capacity with additional RH connectors on the rear flange.

HZ[®]-M specific tie-back solution

Anchoring an HZ/AZ combined wall system can be simple and efficient: a tie-rod links each HZ-M pile or HZ-M box pile to a steel sheet pile anchor wall or isolated sheet pile panels – a particularly economical solution.

Because each king pile is anchored, a traditional waler system can be avoided. The tie-rod is simply linked to the HZ-M pile through two T-connectors and a pin. T-connectors are threaded through slots cut on jobsite in the rear flange of the HZ-M pile after driving. Loads are thereby applied close to the web.

HZ-M sections can be delivered with precut anchor slots on request, although this is not best practice as it is difficult to achieve the exact elevation of the slots due to driving tolerances. The figure below shows the slots cut in the HZ-M king pile. The dimensions "h" and "b" vary with the tie rod diameter.

Conventional anchoring, incorporating a waler system, is an alternative. The HZ-M system can also be anchored with battered steel HP-piles or with grouted anchors.

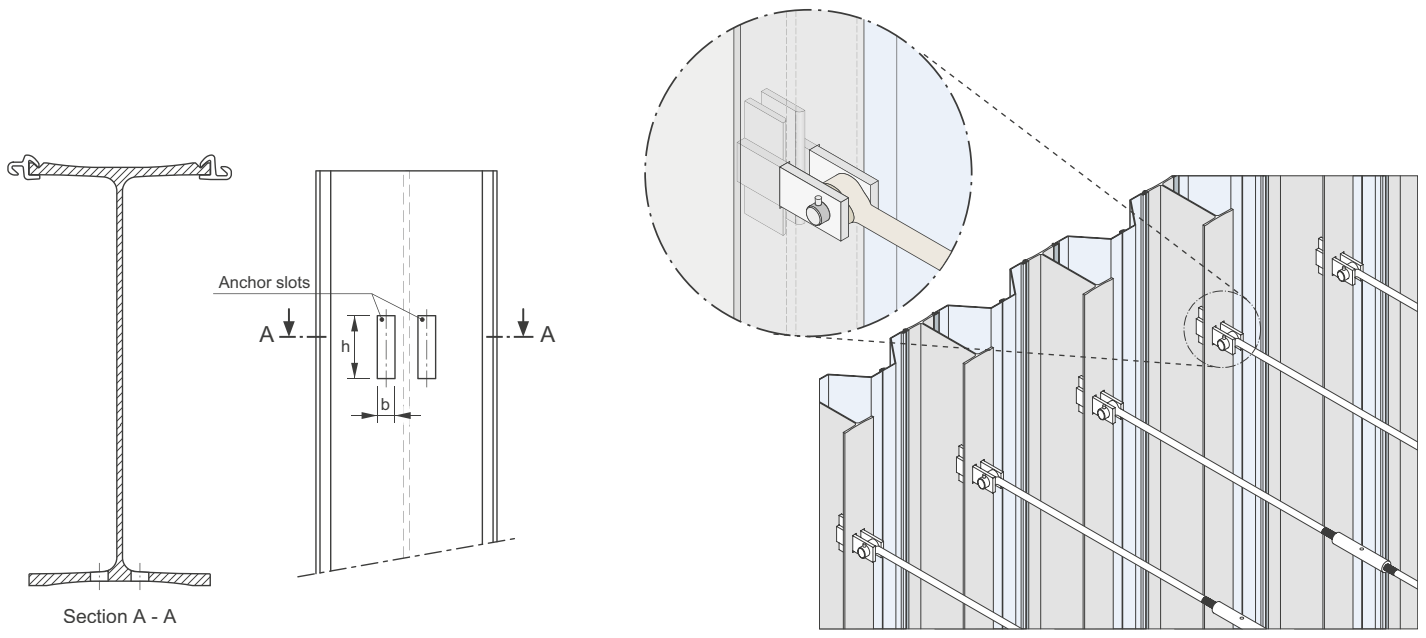


Fig. 4. Special tie-rod connection with T-connector for the HZ-M.



Fig. 5. Installation of the T-connectors at the job-site.



Fig. 6. Conventional anchor solution with tie-rods, walers,...

Installation procedure

The HZ-M Steel Wall System can be installed on land or from water in a similar way. The key element for state-of-the-art installation is pile guiding. The guide can be a 2-level template frame or a leader mast attached to the pile driving machine.

First, the template frame is placed and secured to avoid any shifting during driving. Then a number of HZ-M king piles are pitched in the template. Afterwards, the king piles are driven into the ground (Figure 7 - Step 1), starting preferably with a vibratory hammer, adopting the "Pilgrim's step" driving sequence.

Depending on the soil conditions, the application and the geometry of the final structure, a second driving phase with a sufficiently powered impact hammer may be required (Figure 7 - Step 2): driving to final depth resumes after the removal of the driving template.

Generally, intermediary sheet piles are pitched and driven after the installation of the HZ-M piles is completed (Figure 7 - Step 3).

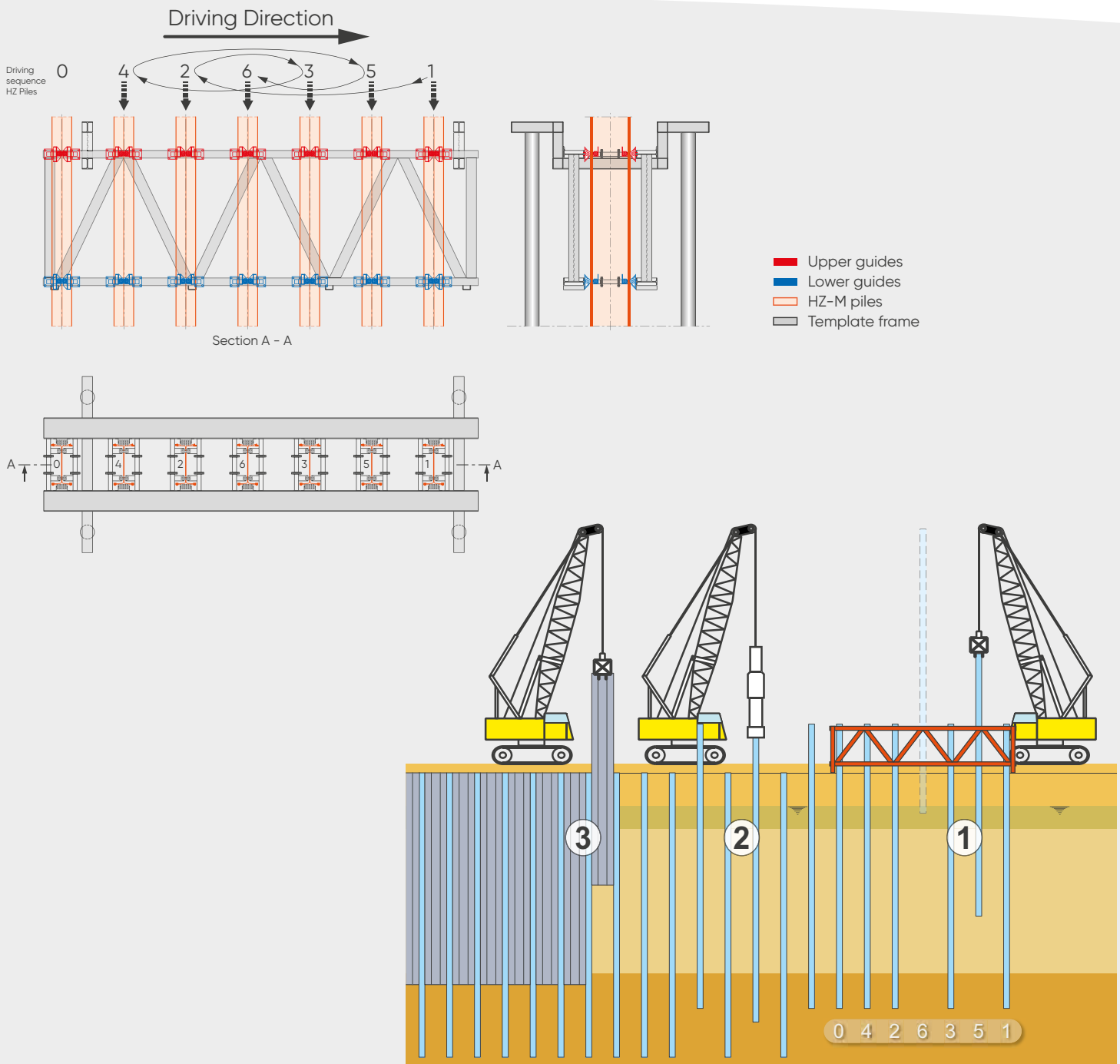


Fig. 7. Installation procedure: driving template and "Pilgrim's step" driving sequence.

In case of difficult geotechnical conditions, the following may be necessary:

- Driving operation in stages: driving of king piles with vibratory hammer until refusal, then switch to impact hammer to reach final installation depth. The use of an impact hammer allows for an assessment of the final bearing capacity.
- Pre-drilling after placing the HZ-M piles may be considered to avoid damages of the infill sheet piles.
- In case vibrations on surrounding structures shall be avoided, placing of the HZ-M piles in a slurry trench may be considered.

It is recommended to use partially crimped pairs of AZ sheet piles: this specific crimping of the interlocks increases the stiffness at the top of the sheet pile and facilitates the installation process (Figure 8). At the bottom, the AZ sheet piles are still "flexible" enough to accommodate the driving tolerances of the king piles. For wide AZ- piles, the use of double clamps is recommended to achieve the best installation performance.

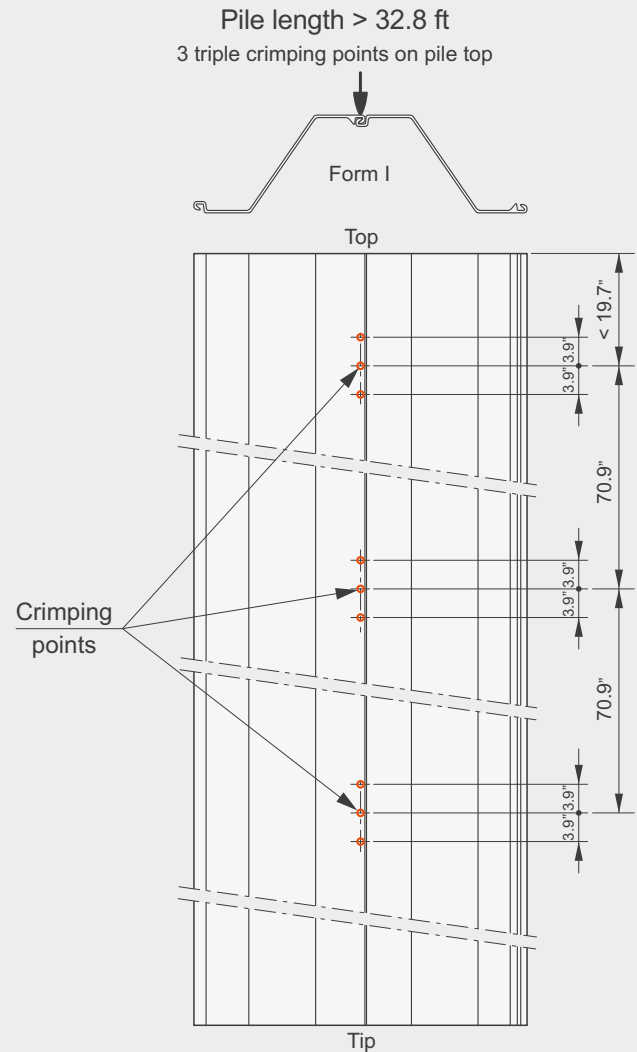


Fig. 8. Special crimping pattern for AZ infill sheet piles and crimping at the rolling mill.

Installation methods

It is essential that king piles are driven in the correct position as per driving plan. Greatest possible accuracy has to be guaranteed on verticality or prescribed batter. Two different methods can be used.

Method 1: Template with two guide levels

A rigid template with two guide levels is used in this method. The template has openings for the theoretical position of the king piles (Figure 9). The vertical distance between the two levels should be 25% of the pile length, but in any case not less than 9.84 ft.

The template should be placed as close to the ground as possible. On land, the template can rest on the ground, but it should be secured firmly against shifting. It is advisable to support the template on separate piles. When driving in water, the template should be supported on auxiliary piles just above the water level.



Fig. 9. Driving templates and their support.

Depending on the design, templates usually have space for 5 to 9 king piles (Figure 7). These primary piles are driven using a free-hanging vibrator or an impact hammer, the vibrator being the most commonly used equipment. Inside the template, a proper HZ-M guiding system (Figure 10) should be designed to avoid damage to the coating on the sheet piles if applicable (for example, by using guiding rolls).

After all the piles in one template are driven, the template is removed and repositioned. The last driven pile will serve as an anchor pile to guarantee the correct new position of the template. This will ensure proper alignment and distance between the next driven king piles. It may also serve as a support pile.

Later on, the intermediary sheet piles can be installed with the same driving equipment, or by a second pile driving team. For this operation, no template is necessary.

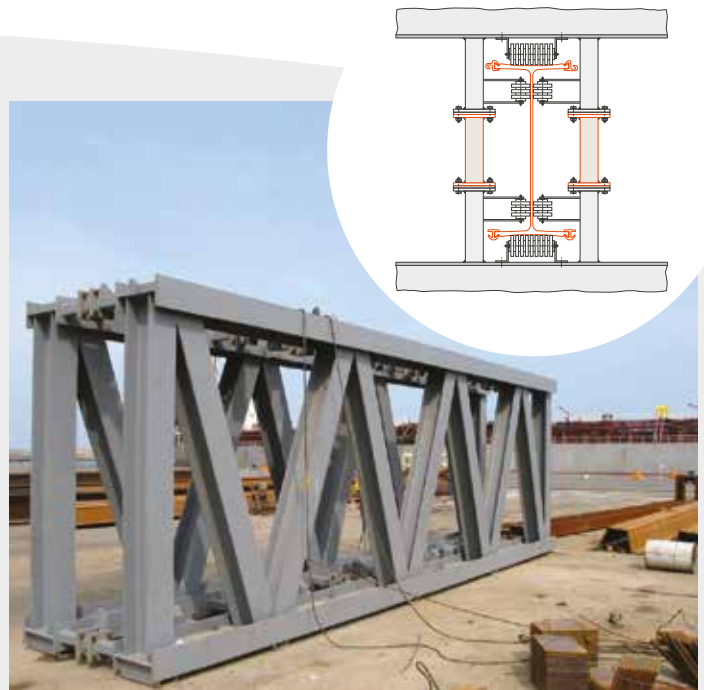


Fig. 10. Template and detail of guide.



Fig. 11. Template with a single level and piling equipment guided on a fixed leader.

Method 2: Fixed leader system

The king piles are driven using piling equipment guided by a fixed leader (Figure 11). The specified verticality or inclination must be achieved by the leader and the correct positioning through a simple horizontal driving frame. When piling in water, the latter is secured above the water level on auxiliary piles. In all other cases, it is set down on the driving planum and fixed in its position.

Underwater installation

The rehabilitation of an existing deck-on-piles (Figure 12) or a gravity structure may be done with an underwater cantilever or anchored sheet pile wall installed in front of the existing structure. The installation of such a wall is more complex, but the procedure is similar to the driving methods described before. There is a need for a guiding system and the driving sequence follows the same principles, but the different phases have to be adapted to the local environment and tidal fluctuations. The driving equipment should be able to work under water, otherwise a vibratory hammer fitted with a "follower" (extension) can be used (Figure 12).

Additional recommendations

It is important to constantly check the position of the king piles and their verticality during the installation process. It should be as close as possible to the theoretical position. The intermediary sheet piles should be designed in the way, that they can compensate for installation tolerances of the king piles and their position without damage. The tolerance compensation can result from interlock rotation (only for AZ-piles), elastic deformation and plastic deformation.

In order to ensure an efficient and damage-free installation of AZ-type intermediary sheet piles, the distance between two adjacent king piles, at any position over the height of the infill sheet pile, should not exceed 7.9 in and, in any case, the distance shall be less than the unfolded width of the intermediary sheet pile. In addition, compatibility with the rotation capacity of the interlocks should be considered. Producer information must be observed.

In case prescribed tolerances are not achieved, the king piles should be extracted and re-driven, or compatibility of the achieved driving tolerances should be proven. In special cases, the contractor can fabricate a special pile which takes into account the existing driving imperfection. It is to be noted that driving tolerances may have an impact on the water pressure resistance of the infill sheet piles and need to be accounted for in the design.

Under certain conditions, more specific attention to the choice of the intermediary sections is recommended. Please contact our Engineering Department for further information.

Generally, tolerances shall be agreed upon before the project starts.

Filling the interlocks of the free RZ connectors before installation with foam, Beltan®Plus or grease will significantly reduce the interlock resistance thus facilitates the pile driving. In case of non-cohesive soils, this procedure is strongly recommended as it prevents soil compacting inside of the interlocks.

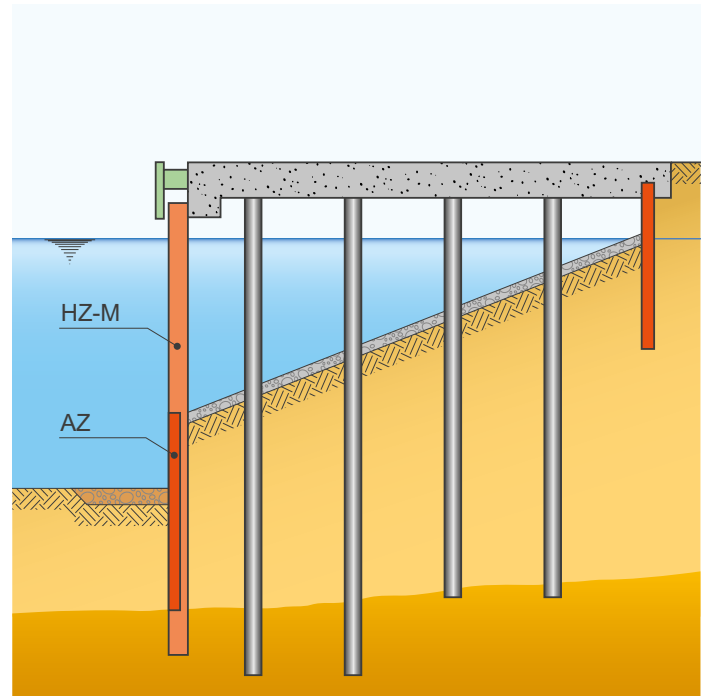


Fig. 12. Installation of AZ below water level with a follower on a vibratory hammer.

Driving equipment

State-of-the-art driving technology allows for the use of impact or vibratory equipment to drive king piles and intermediary sheet piles. Vibratory equipment should be preferred whenever possible. A combination of the two methods can be used for the driving of the king piles: the king piles are first driven using vibration techniques. The final depth is reached with an impact hammer, also to allow for a first assessment of the bearing capacity.

Intermediary sheet piles are generally installed with vibratory hammers. Vibratory hammers should be fitted with adequate clamps to ensure a correct energy transfer to the pile during the driving process. It is recommended to use double clamps for HZ-M box piles. For intermediary AZ sheet piles, single or double clamps can be considered (Figure 13). It is advisable to choose a vibrator with sufficient power reserve to allow for good driving speed and penetration, as well as to prevent damaging the interlocks through overheating. Vibratory hammers with variable moment are preferable. The different types of impact hammers are free-fall hammers, diesel hammers, and hydraulic hammers.

A driving cap must be used with free-fall or diesel hammers (Figure 14). In the case of a hydraulic hammer, the manufacturer can provide special driving plates which fit the geometry of the pile head. Note that impact hammers should be powerful enough to avoid local deformation of the pile heads.

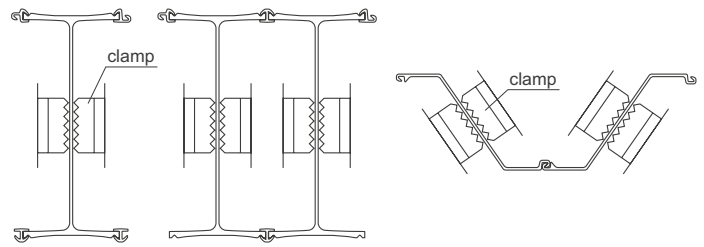


Fig. 13. Double clamps for a vibratory hammer.

Position of section HZ 880M / 1080M / 1180M as solution 26

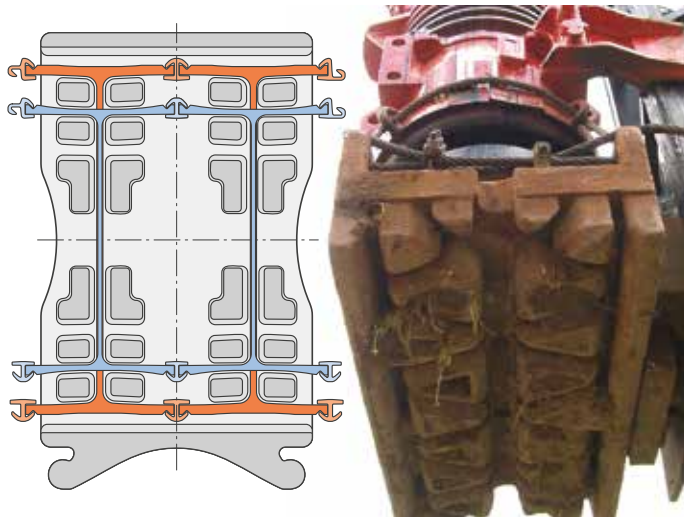


Fig. 14. Impact hammer driving cap.

If driving of the intermediary sheet piles shows no progress, is impossible or can only be achieved through excessive driving energy, the following is advised:

- check for obstructions in the soil. This can be done, for example, by extracting the intermediary sheet pile and re-driving it outside the interlocks.
- verify that the spacing and the positioning of the king piles is correct. This can be done, for example, by means of an inclinometer. A tube of the same diameter as the inclinometer is fitted with a corresponding connector and jetted down on the interlocks at the back flange of the king pile. The measurements taken by the inclinometer will give information on the actual position of the king pile at the relevant depths. In case the spacing between the king piles does not comply with the driving tolerances requirements, the king piles must be extracted and re-driven.

It is strongly advised to avoid forcing the driving of an intermediary sheet pile, as this might lead to interlock damage.

Sheet pile sections and corresponding driving caps

Arrangement	Single pile	Double pile
	HS 8-11	HD 6-11
Driving caps		
HZ®-M sections		
HZ 630M	✓ ¹⁾	✓ ¹⁾
HZ 880M	✓	✓
HZ 1080M	✓	✓
HZ 1180M	✓	✓

¹⁾ On request.

Dimensions of relevant sliding guides	Designation	Corresponding driving caps
	500/90	HS 8-11
	700/90	HD 6-11

Driving aids

Whenever difficult driving is expected due to unfavourable geotechnical conditions, auxiliary techniques can help to smooth the progress of driving:

- water jetting: mainly in compact granular or slightly cohesive soils
- pre-drilling
- reinforcing the pile toe
- blasting
- installation in slurry trench.

Water jetting in compact granular or slightly cohesive soil

Water jetting tubes attached to the intermediary sheet piles might facilitate the driving. A pressure of approximately 10 - 20 bars yields good results through minimizing the friction along the sheet pile surface and reducing toe resistance. Installation time, necessary driving energy, and vibrations are drastically reduced.

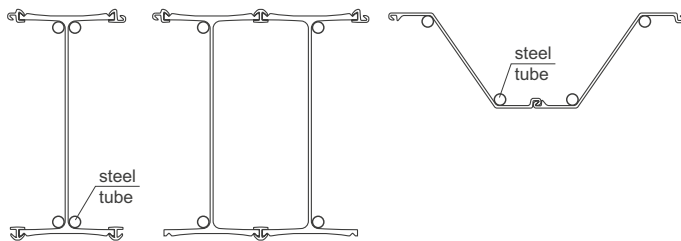


Fig. 15. Water jetting.

Pre-drilling / Augering

Pre-drilling or augering is often used when sheet piles are to be driven into compact sands or stiff clays. The aim is to loosen the soil, in some cases even soil replacement can be foreseen, so that driving can be performed with standard piling equipment.

Pre-drilling can also be used when the combined wall has to penetrate rock layers. In this case, only the HZ-M king piles are driven into the drilled space in the soil layer (Figure 16).

Generally, pre-drilling is done only for the intermediary piles. The drilling diameter can be chosen in the range of 30%-40% of the sheet pile width.

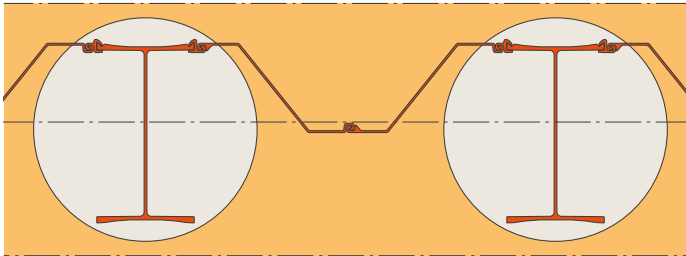


Fig. 16. Pre-drilling / augering for king piles.



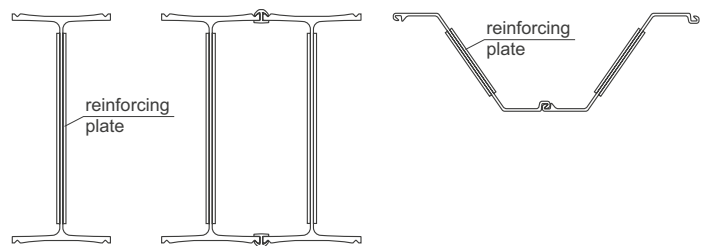
Fig. 17. Reinforcing of the tip of the pile with steel plates / shoes welded on the king pile toe.

Reinforcing of the pile toe

Piles can be strengthened by welding steel plates at the tip of the pile. This is used predominantly in cohesive soils with the aim of reducing skin friction (Figure 17).

Alternatively, the whole toe of the pile can be equipped with special cast elements also called "tip points" or "pile shoes". This allows the pile to penetrate into rock, up to a few meters (for instance in sandstone or mudstone), without damage.

For the HZ-M king piles, a special toe-cutting can be foreseen to concentrate the driving energy at the toe of the pile and cut through the hard soil layers (Figure 17). For AZ piles, simple plates can be sufficient as reinforcement.



Rock bolting / Toe pinning into a rock layer

If the rock layer is higher than the required embedment depth of the combined wall, then the bottom of the wall can be secured by dowelling the king pile to the underlying rock (toe-pin, see Figure 18). Please consult the specific brochure for more information.

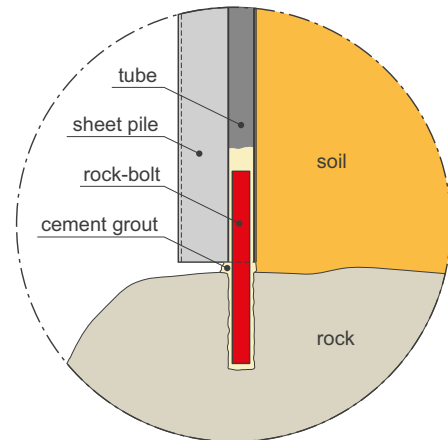


Fig. 18. Concept of a rock-bolt.

Durability

Generally, when designing temporary structures, corrosion does not have to be considered. For permanent structures, however, corrosion impact has to be analyzed for the service life. The loss of steel has an influence on the design of structures executed in marine environments. Atmospheric corrosion is quite small, and in most natural soils, steel resists quite well to the phenomenon of corrosion.

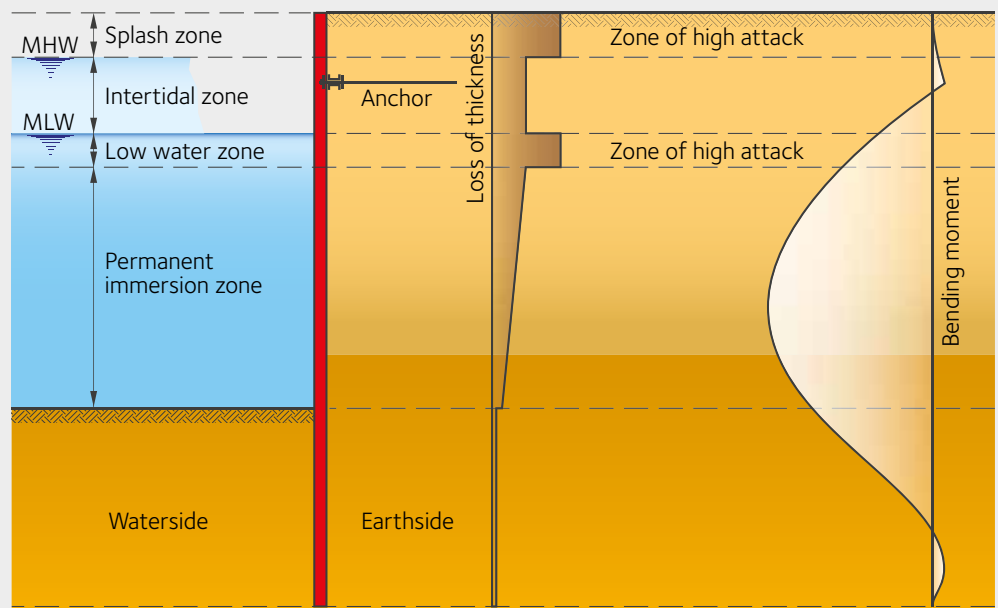
The determination of the residual section properties after corrosion of an HZ-M Steel Wall System is more complex than for standard sheet piles because corrosion is higher on the water side of the wall. Assumptions like proportionality to the initial thickness of the flange are too conservative and may lead to uneconomic solutions. Please contact our technical department if you need an assessment of the residual section properties.

Additional protection methods of the steel include surface coatings, cathodic protection (only in the zone which is permanently in contact with water), concrete capping beams, etc.

ArcelorMittal has developed a new steel grade **AMLoCor®** that is more resistant to corrosion in the "Permanent Immersion Zone" and in the "Low Water Zone". In the near future, all the elements of the HZ-M system will be available in AMLoCor steel grade with different yield strengths.

ArcelorMittal's technical department can assist with any queries.

Example for typical loss of thickness due to corrosion and moment distribution for anchored sheet pile wall in marine environment:



Resistance to water pressure

The HZ-M system can be submitted to high hydraulic pressures, for instance, when used to build a cofferdam in the middle of a river. The performance of the system under water pressure depends on the chosen combination of HZ-M king pile and AZ infill sheet pile and their respective steel grades. This chapter aims to provide sufficient information to select the optimal HZ/AZ combination for this particular loading case.

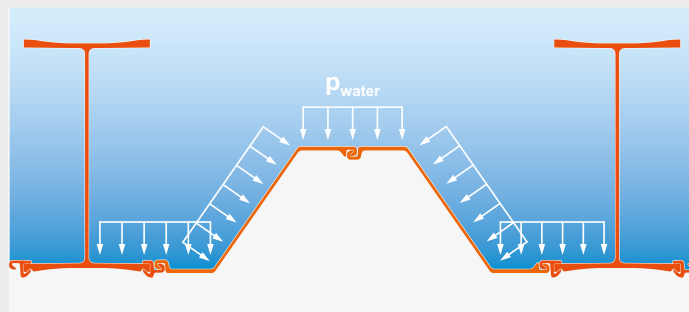
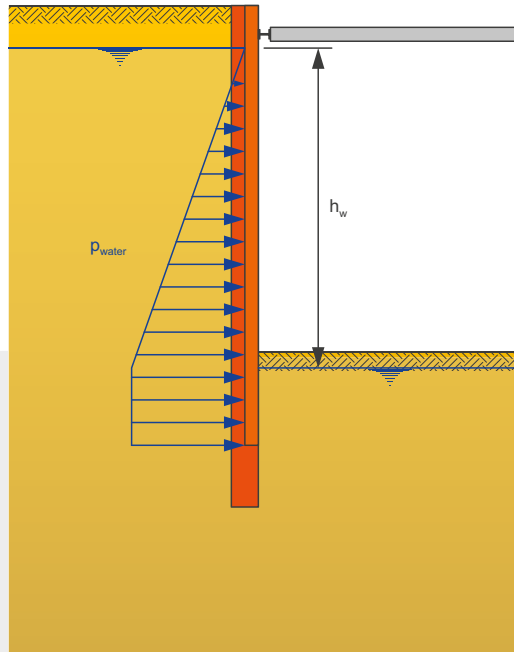


Fig. 19. HZ-M system under water pressure: assumptions.

Subsequent to former test series with sheet pile sections AZ 13, AZ 18 and AZ 26, a large number of mechanical laboratory testing and finite element simulations were performed for the series AZ-700, AZ-750, AZ-770 and AZ-800 at the Institute of Structural Design of the University of Stuttgart (Germany), to determine the resistance of the HZ-M system to hydraulic pressure. The mechanical tests used several hydraulic jacks applying progressive loads on the upper corners of the AZ piles (Figure 20). Back-calculation of these tests allowed for calibration of a 2D FE model, considering conservative plane stress values, consistent with the 19.7 in test samples.

The results confirm the excellent behaviour of the HZ-M Steel Wall System, which can resist water head differences up to 42.7 ft for the AZ-700 profiles, and up to 32.8 ft for the AZ-800 profiles. Declutching of the interlocks did not occur in any test, which confirms the outstanding reliability of the connectors and the "Larsen" interlocks of the AZ sheet piles.




Fig. 20. Mechanical testing of the HZ-M system in the laboratory.

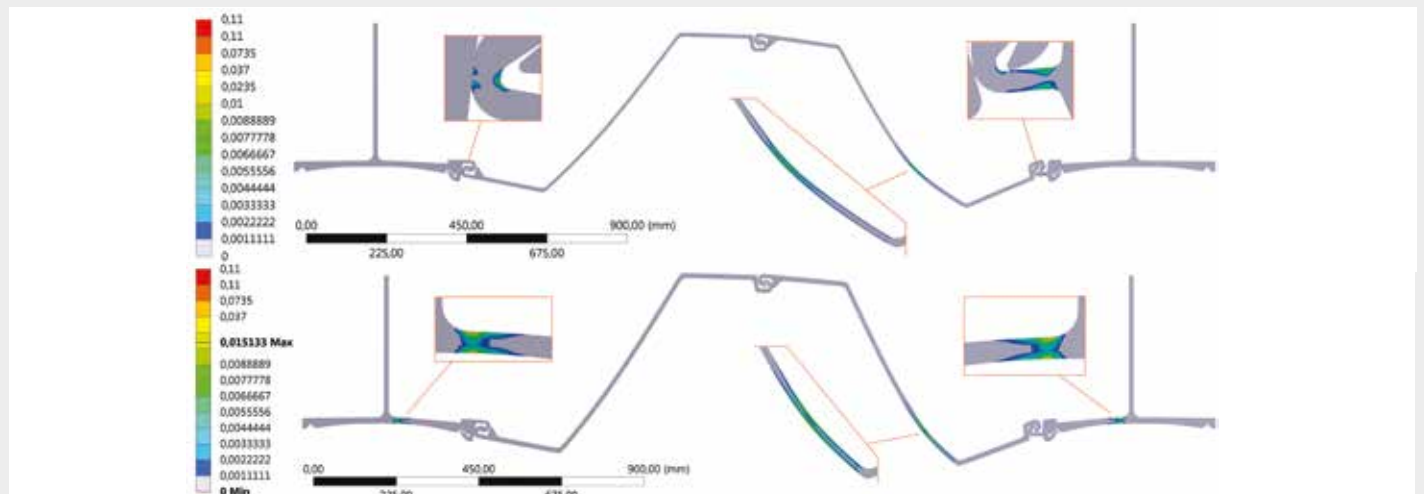


Fig. 21. Numerical simulation of an HZ/AZ combined wall under water pressure.

Characteristic values for maximum water pressures $p_{max,k}$ of the different AZ series (AZ-700, AZ-770, AZ-750 and AZ-800) result from a statistical evaluation of numerical test results from FEA, which have been validated to experimental test results ([10], [11]).

The required safety factors according to Eurocode EN 1993-1-5, Annex C [7], are included in the characteristic values. The characteristic values of the water pressure are listed in the following table, and are valid for the following:

- steel grades
 - > HZ-M S 430 GP & above $f_y \geq 62.4$ ksi
 - > RZD/RZU S 460 GP $f_y \geq 66.7$ ksi
 - > AZ S 240 GP, S 355 GP & S 430 GP
- the structure is submitted to pure water pressure. Eventual additional earth pressures are not considered.

The table is subdivided in three combinations of HZ-M king piles:

- HZ 880M A, S 430 GP & S 460 GP
- HZ 880M B, S 430 GP & S 460 GP
- HZ 880M C, HZ 1080M & HZ 1180M, S 430 GP & S 460 GP

Design values¹⁾ can be obtained by applying the partial safety factor γ_{M0} . Please refer to EN 1993 – Part 5 [1] and the relevant National Annex for γ_{M0} (EN 1993 – Part 5 recommends a value of $\gamma_{M0} = 1.0$).

Impact of driving imperfections :

The impact of driving imperfections of the HZ-M combined wall on the resistance to water pressure was investigated. The range of imperfections considered was $\pm 5^\circ$ for rotation and ± 100 mm for horizontal displacement (Fig. 23).

The study conducted showed a **reduction limited to 20%** in the water pressure resistance for the range of imperfections and the

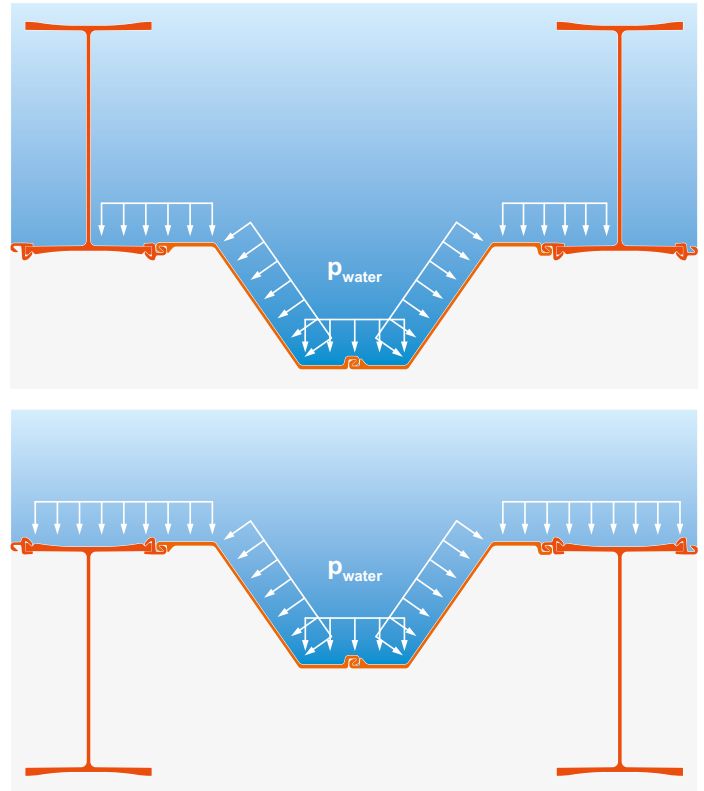


Fig. 22. AZ infill sheet piles under water pressure working in tension.

profiles considered (AZ 18-10/10, AZ 26, AZ 18-700, AZ 20-700, AZ 26-700, AZ 20-800, AZ 22-800, AZ 25-800, AZ 27-800, AZ 30-750, AZ 32-750).

For further information, please contact ArcelorMittal Sheet Piling.

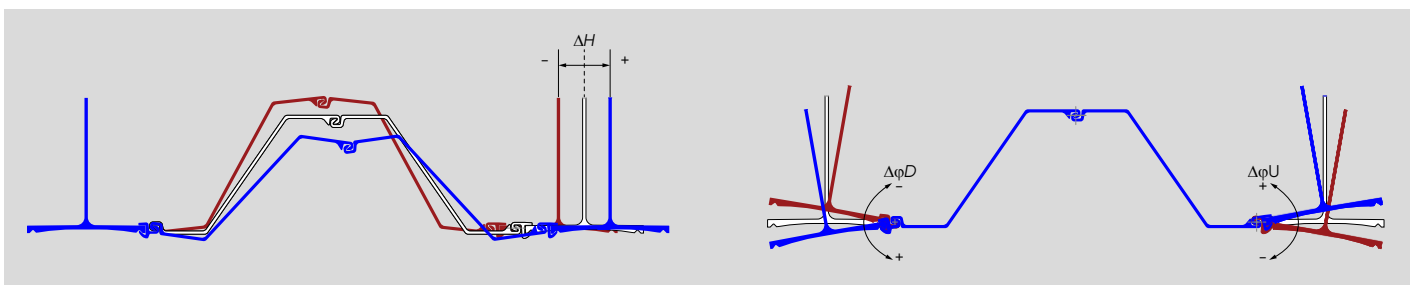


Fig. 23. Considered driving imperfections ($\pm 5^\circ$ for rotation and ± 100 mm for horizontal displacement).

Notes:

- As a rule of thumb, the resistance of AZ infill sheet piles increases with the yield strength.
- Failure can occur in the AZ infill sheet piles or in the flange of the HZ-M king pile, and consequently the minimum value of both resistances is chosen. Failure of the flange of the lighter HZ 880M series under high pressure governs the resistance in a few cases. **Bold values** in the table correspond to a failure within the HZ-M flange. For the HZ 630M, please contact our technical department.
- It is to be noted that driving tolerances and material thickness losses due to corrosion may have an impact on the water pressure resistance of the infill sheet piles and are not covered by the tabled values.

¹⁾ This procedure is only valid for a "Limit State" design approach as described in European Eurocodes. If the design of the sheet pile structure is based on an "Allowable Stress Design" (ASD) approach, the calculation using characteristic values of the table must be considered with an appropriate global safety factor based on local standards and design rules.

King pile	HZ 880M A						HZ 880M B						HZ 880M C / HZ 1080 M / HZ 1180 M					
	S 430 GP			S 460 GP			S 430 GP			S 460 GP			S 430 GP			S 460 GP		
	S 240 GP	S 355 GP	S 430 GP	S 240 GP	S 355 GP	S 430 GP	S 240 GP	S 355 GP	S 430 GP	S 240 GP	S 355 GP	S 430 GP	S 240 GP	S 355 GP	S 430 GP	S 240 GP	S 355 GP	S 430 GP
HZ-M steel grade	Characteristic values of water pressure $p_{max,k}$ (psi)																	
AZ steel grade																		
AZ infill sheet																		
AZ 18-10/10	10.38	12.99	13.59	10.82	13.55	14.17	11.11	13.91	14.55	11.47	14.34	15.01	11.18	14.00	14.63	11.50	14.39	15.05
AZ 26	12.41	15.55	16.26	13.07	16.36	17.11	14.47	18.11	18.96	15.18	19.01	19.88	15.58	19.49	20.39	15.98	20.00	20.93
AZ 12-770	5.09	7.53	8.35	5.09	7.53	8.35	5.09	7.53	8.35	5.09	7.53	8.35	5.09	7.53	8.35	5.09	7.53	8.35
AZ 13-770	5.58	8.27	9.14	5.58	8.27	9.14	5.58	8.27	9.14	5.58	8.27	9.14	5.58	8.27	9.14	5.58	8.27	9.14
AZ 14-770	6.09	9.01	9.91	6.09	9.01	9.91	6.09	9.01	9.91	6.09	9.01	9.91	6.09	9.01	9.91	6.09	9.01	9.91
AZ 14-770-10/10	6.58	9.73	10.67	6.58	9.73	10.67	6.58	9.73	10.67	6.58	9.73	10.67	6.58	9.73	10.67	6.58	9.73	10.67
AZ 12-700	6.74	9.98	11.23	6.74	9.98	11.23	6.74	9.98	11.23	6.74	9.98	11.23	6.74	9.98	11.23	6.74	9.98	11.23
AZ 13-700	7.64	11.30	12.79	7.64	11.30	12.79	7.64	11.30	12.79	7.64	11.30	12.79	7.64	11.30	12.79	7.64	11.30	12.79
AZ 13-700-10/10	8.08	11.95	13.40	8.08	11.95	13.56	8.08	11.95	13.40	8.08	11.95	13.56	8.08	11.95	13.56	8.08	11.95	13.56
AZ 14-700	8.53	12.62	13.40	8.53	12.62	14.26	8.53	12.62	13.40	8.53	12.62	14.26	8.53	12.62	14.34	8.53	12.62	14.34
AZ 17-700	5.99	8.86	9.78	5.99	8.86	9.78	5.99	8.86	9.78	5.99	8.86	9.78	5.99	8.86	9.78	5.99	8.86	9.78
AZ 18-700	6.53	9.66	10.69	6.53	9.66	10.69	6.53	9.66	10.69	6.53	9.66	10.69	6.53	9.66	10.69	6.53	9.66	10.69
AZ 19-700	7.06	10.46	11.59	7.06	10.46	11.59	7.06	10.46	11.59	7.06	10.46	11.59	7.06	10.46	11.59	7.06	10.46	11.59
AZ 20-700	7.61	11.25	12.50	7.61	11.25	12.50	7.61	11.25	12.50	7.61	11.25	12.50	7.61	11.25	12.50	7.61	11.25	12.50
AZ 24-700	10.21	12.78	13.37	10.70	13.40	14.01	11.43	14.30	14.95	11.66	14.59	15.26	11.53	14.43	15.10	11.75	14.71	15.39
AZ 26-700	10.85	13.59	14.21	11.37	14.24	14.90	12.56	15.72	16.45	12.95	16.22	16.97	12.94	16.19	16.94	13.17	16.48	17.23
AZ 28-700	11.53	14.43	15.10	12.05	15.08	15.78	13.31	16.66	17.43	13.91	17.40	18.20	14.32	17.93	18.75	14.63	18.30	19.16
AZ 18-800	5.18	7.28	8.09	5.34	7.48	8.33	5.26	7.41	8.24	5.38	7.59	8.43	5.29	7.51	8.35	5.41	7.69	8.54
AZ 20-800	6.06	8.18	9.08	6.24	8.41	9.34	6.15	8.34	9.25	6.29	8.53	9.47	6.18	8.37	9.30	6.32	8.56	9.50
AZ 22-800	7.03	9.06	10.08	7.24	9.33	10.37	7.14	9.25	10.28	7.31	9.47	10.52	7.18	9.21	10.23	7.34	9.41	10.46
AZ 23-800	6.29	7.89	8.70	6.48	8.09	8.93	6.40	7.93	8.76	6.54	8.12	8.96	6.43	8.04	8.86	6.57	8.24	9.09
AZ 25-800	7.19	8.83	9.76	7.41	9.09	10.05	7.22	9.04	9.98	7.40	9.25	10.21	7.25	9.08	10.04	7.41	9.30	10.25
AZ 27-800	8.09	9.82	10.62	8.33	10.09	11.02	8.21	10.12	11.18	8.40	10.36	11.44	8.25	10.12	11.17	8.44	10.36	11.43
AZ 28-750	7.64	9.82	10.88	7.86	10.12	11.21	7.76	9.96	11.04	7.93	10.20	11.30	7.80	9.95	11.02	7.98	10.18	11.27
AZ 30-750	8.73	10.96	11.72	8.98	11.28	12.23	8.86	11.34	12.56	9.06	11.60	12.85	8.91	11.40	12.63	9.11	11.65	12.89
AZ 32-750	9.88	11.75	12.53	10.17	12.23	13.02	10.02	12.71	14.07	10.25	13.00	14.39	10.08	12.81	14.18	10.31	13.10	14.50

Cross-sectional classification of HZ[®]-M (Eurocode 3)

Standard case in pure bending¹⁾

The design of steel sheet piles according to the European standards (Eurocode 3) requires the cross-sectional classification of profiles. The standard provides tables for the classification of the most common sections, like tubes, angles, H-beams, but does not deal with special sections like HZ-M with welded connectors on the extremities of the flanges, or sections with specific geometries as curved flanges with an increasing thickness towards its "free" ends.

This is why a realistic classification was prepared to take into account the real geometry and the bending moment distribution for the HZ/AZ system.

A class 2 section may be designed using the plastic section modulus W_{pl} , whereas for a class 3 section the designer only uses the elastic section modulus W_{el} . For a class 4 section, local buckling occurs before reaching the elastic bending moment capacity M_{el} .


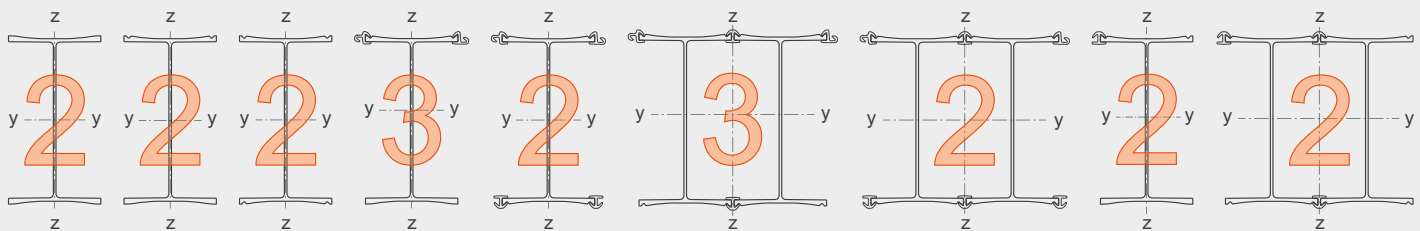
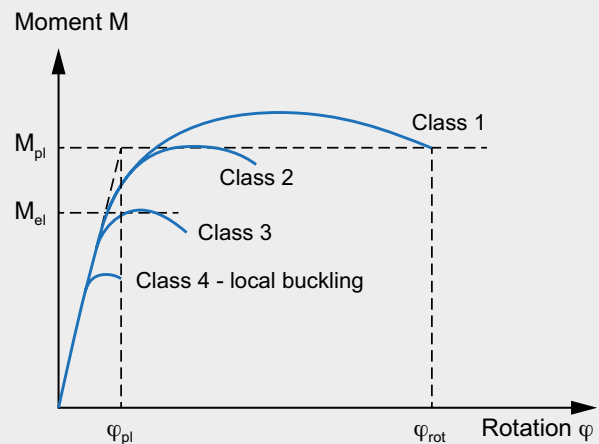


Fig. 24. Comparison between 4 point bending test and FEA simulation.



Cross section classes of HZ-M solutions, valid for the whole HZ-M range with nominal geometries and for steel grades from S 240 GP to S 460 GP.

Fig. 25. Cross section classes for the HZ-M solutions.

In collaboration with the RWTH Aachen University, an experimental campaign on "4 points bending tests" (Figure 24), backed by numerical simulation using a finite element model developed by RWTH, has been performed [8].

The cross section's classes of HZ-M resulting from this campaign are summarized in Figure 25 and are valid for the whole HZ-M range and steel grades from S 240 GP to S 460 GP²⁾.

From a safe-sided approach, all sections can be classified as cross-section class 2, for steel grades ranging from S 240 GP to S 460 GP, except for the solutions 12 and 24 (with connectors on the tensile flange or the compression flange) which are classified as class 3.

¹⁾ In case of a combination of bending moments and significant compression loads, the design of the HZ-M section will generally be governed by the web slenderness (see formulas in EN 1993), except in the case of corrosion of flanges and web.

²⁾ For sheet pile applications, all HZ 1180M may be classified in class 1 with verification of the rotation capacity by appropriate calculation methods. Otherwise a class 2 should be chosen.

Influence of the loss of steel thickness of the flange

The corrosion phenomenon and its influence on the cross sectional classification was investigated. A parametric study [9] was carried out with the finite element model developed by RWTH considering a loss of steel thickness on one flange (outer face) up to 0.31 in (see Figure 26).

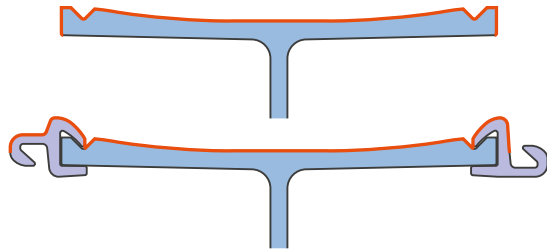


Fig. 26. Corrosion assumption: loss of steel thickness on outer flange.

The worst case was considered in this numerical study: the connectors are on the tension flange, and the flange thickness reduction is at the compression flange¹⁾.

Typically, connectors and corrosion occur on the tension flange, and the cross section class can be chosen from the following table.

Section	Classification for loss of steel thickness 0 - 0.31 in
HZ 880M A	3
HZ 880M B	3
HZ 880M C	3
HZ 1080M A	3
HZ 1080M B	3
HZ 1080M C	2
HZ 1080M D	2
HZ 1180M A	2
HZ 1180M B	2
HZ 1180M C	2
HZ 1180M D	2

Cross section classes with connectors on the tension flange and corrosion on the tension flange, valid for all HZ-M solutions, up to S 460 GP steel grade.

Fig. 27. Cross section classes for corroded HZ-M solutions.

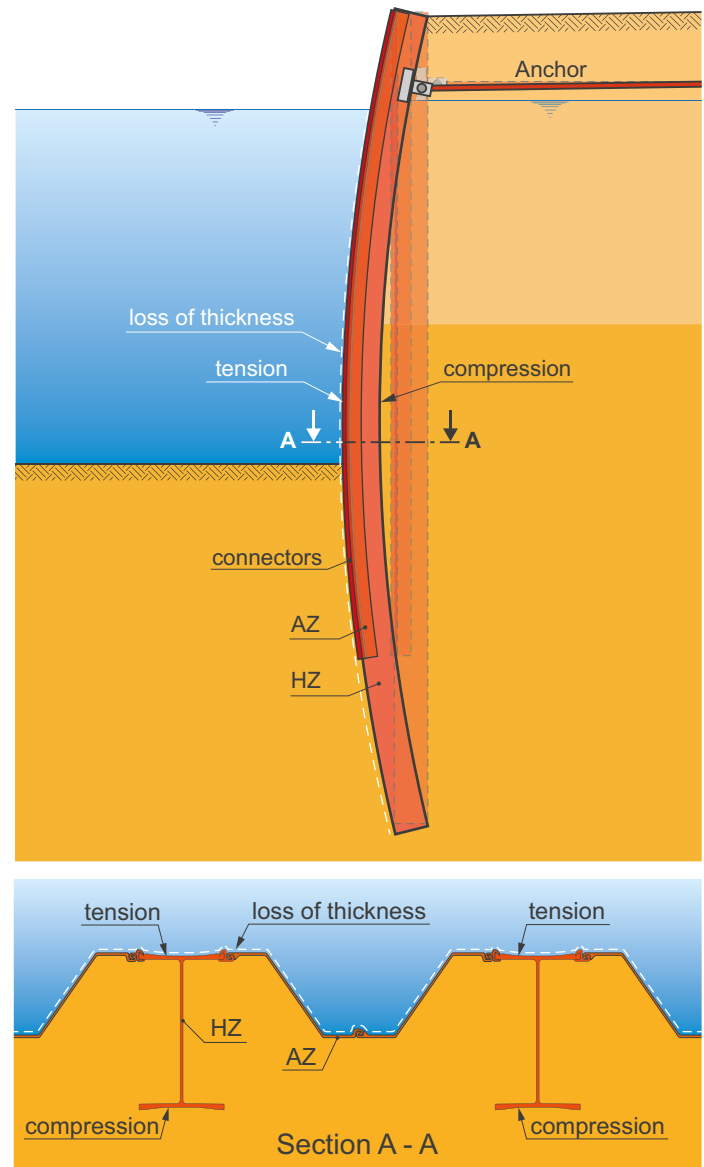


Fig. 28. Common configuration of an HZ/AZ combined wall system (typical cross section).

General conclusions

Combining the results from both research projects, the classification of the cross sections for the HZ-M king pile in pure bending can be summarized as follows:

- **Without corrosion**
all the HZ-M king piles can be classified as class 2 (except solutions 12 and 24 : class 3)
- **With corrosion**
for the most common configurations²⁾, the effect of the corrosion on the HZ-M classification is very limited.
All the HZ-M solutions can be calculated in class 2 or 3 for up to 0.31 in of loss of steel according to the table and the sketch above (Figure 27 & 28).

Above conclusions are valid for the whole HZ-M range from HZ 880M A to HZ 1180M D and steel grades S 240 GP up to S 460 GP. Please contact the technical department for the HZ 630M.

Remark: The classification of the HZ-M king piles in pure bending is allowable for king piles subject to combined bending and normal force as long as no interaction between bending and normal force needs to be considered in member design (EN 1993-5, 5.2.3). Classification of king piles subject to higher normal forces may combine classification of the flange according to the tests of HZ-M in pure bending and classification of the web according to EN 1993-1-1.

¹⁾ "Solution 12" was chosen for all investigations as it is the most critical configuration (safe sided approach).

²⁾ Please contact our technical department in case the connectors are on the tension flange and corrosion occurs on the compression flange.

Conventions and Symbols

b	nominal width of the AZ element	$G_{80\%}$	mass of the combination with length of the infill sheet piles AZ = 80% of the length of the HZ-M king piles
b_{sys}	width of one system (HZ/AZ combination)	$G_{100\%}$	mass of the combination with length of the infill sheet piles AZ = 100% of the length of the HZ-M king piles
d	depth of straight portion of web	I_{AZ}	moment of inertia of one pair of AZ sheet pile
e	eccentricity	I_{HZ}	moment of inertia of one HZ-M king pile
f_y	yield strength of the steel	I_{sys}	moment of inertia of one system (HZ/AZ combination)
h_i	height (depth) of the section	$I_{sys/m}$	moment of inertia of the wall per unit length
i_y	radius of gyration about the y-y axis. $i_y = \sqrt{I_y/A}$	I_y	moment of inertia about the main neutral axis y-y
$p_{max,k}$	characteristic value of water pressure	I_t	torsional constant
p_{water}	water pressure	I_w	warping constant
r	inner radius of the HZ-M profile, between web and flange	I_z	moment of inertia about the neutral axis z-z (weak axis)
t_f	thickness of the flange / thickness of the HZ-M flange at a distance w/4 from the edge	M_{AZ}	bending moment transmitted to the intermediary AZ sheet pile
t_1	thickness for flange bending	M_{HZ}	bending moment transmitted to the HZ-M king pile
t_2	thickness at the edge of the flange	M_{sys}	maximum bending moment per unit length based on a design
t_3	thickness in the groove	N	vertical load
t_{max}	maximum flange thickness	S_F	global safety factor applicable to steel
t_w	thickness of the web	S_y	static moment of the HZ-M
v_1, v_2, u_1	distance of the neutral axis to the extreme fibre of the HZ-M flanges	W_{AZ}	section modulus of a pair of AZ
v_3, v_4, u_2	distance of the neutral axis to the extreme fibre of the connector RH/RZ	$W_{el,y}^*$	equivalent elastic section modulus of the combination related to the extreme fiber of the flange of the HZ-M
w	nominal width of HZ-M element	$W_{el,y}^{**}$	equivalent elastic section modulus of the combination related to the extreme fiber of the connector RH/RZ
A	cross sectional area	$W_{el,z}$	elastic section modulus of the element related to neutral axis z-z (weak axis)
A_v	shear area	$W_{HZ,eq.} = W_{el,y}^*$	
A_{HZ}	cross sectional area of the HZ-M king pile	$W_{pl,y}$	plastic section modulus of the HZ-M
A_{LS}	coating area on the soil side (back), excluding the inside of the interlocks, per element or system width, per unit length	$W_{RH/RZ,eq.} = W_{el,y}^{**}$	
A_{LW}	coating area on the water side (front), excluding the inside of the interlocks, per element or system width, per unit length	σ_{AZ}	steel stresses in the intermediary AZ sheet pile
G	mass of the element / solution (with length RH/RZ = length HZ) per unit length	σ_{HZ}	steel stresses in the HZ-M king pile
$G_{60\%}$	mass of the combination with length of the infill sheet piles AZ = 60% of the length of the HZ-M king piles		



Notes:

- The nominal width of a combination b_{sys} has been rounded to a mean value valid for the whole range of a combination. However, the nominal width of the “solutions” has been taken into account for the determination of the section properties. For installation purposes, the nominal system width of the combination “ b_{sys} ” should be used.
- All the data in the tables in this flyer has been determined with a CAD software. The main section properties have been rounded. Section properties determined in a different way may differ slightly.
- Mass of HZ/AZ combinations: $G_{60\%}$, $G_{80\%}$ & $G_{100\%}$ assume that the length of the connectors RZD/RZU and the RH on the back flange (Sol. 14 and Sol. 26) are the same as the length of the infill sheet piles AZ. The RH connecting two HZ-M king piles (Sol. 24 and Sol. 26) have the same length as the HZ-M king piles.
- Rounding of the mass of single elements of the combined system leads in some cases to slight discrepancies in the mass of the combinations / solutions.

References:

- [1] EN 1993 – 5: Eurocode 3. Design of steel structures – Part 5: Piling. CEN.
- [2] EN 1997 – 1: Eurocode 7. Geotechnical design – Part 1: General rules. CEN.
- [3] EAU 2012. Recommendations of the Committee for Waterfront Structures Harbours and Waterways. Ernst und Sohn.
- [4] EN 10248-1: 2023 – Hot-rolled steel sheet piles – Part 1: Technical delivery conditions . CEN.
- [5] EN 10248-2: 1995 – Hot-rolled sheet piling of non alloy steels – Part 2: Tolerances on shape and dimensions. CEN.
- [6] EN 1990: Eurocode: Basis of structural design. CEN.
- [7] EN 1993-1-5: Eurocode 3: Design of steel structures – Part 1-5: Plated structural elements.
- [8] Cross sectional classification of ArcelorMittal HZ range. RWTH Aachen. 2012.
- [9] Cross sectional classification taking into account corrosion of ArcelorMittal HZ range. RWTH Aachen. 2012.
- [10] Ulrike Kuhlmann and Adrian Just, Final Report – Expert Statement – Combined HZ-M/AZ Pile Walls Loaded with Water Pressure. Evaluation of Additional Tests and Statistical Re-evaluation of the Characteristic Resistance Values, Institute of Structural Design, University of Stuttgart, Germany, March 2019.
- [11] Ulrike Kuhlmann and Alexander Enders, Final Report – Investigations on combined sheet pile walls (HZ/AZ system) under water pressure loading. Test back-calculation of experimental investigations with five AZ/HZ combinations in reverse setup position (b), Institute of Structural Design, University of Stuttgart, Germany, May 2019.
- [12] U. Kuhlmann, J. Grabe, B. Froschmeier, C. Schallück, A. Just: Entwicklung von effizienten Dimensionierungsgrundlagen für die Tragbohlen von kombinierten Stahlspundwänden. Forschung für die Praxis P 813. Forschungsvereinigung Stahlanwendung e.V. (FOSTA), Verlag und Vertriebsgesellschaft mbH, Düsseldorf, 2012.

HZ-M | Static moment & Plastic section modulus

Section	$W_{el,y}$	S_y	$W_{pl,y}$	$W_{el,y}$	S_y	$W_{pl,y}$	$W_{el,y}$	S_y	$W_{pl,y}$
	in ³	in ³	in ³	in ³	in ³	in ³	in ³	in ³	in ³
	Sol. 100			Sol. 12			Sol. 26		
HZ 630M	437.8	240.4	480.9	426.3	237.1	474.2	1,070.1	580.0	1,160.1
HZ 880M A	551.0	299.9	600.2	537.0	296.0	591.9	1,368.8	733.5	1,467.3
HZ 880M B	602.6	330.4	660.9	587.4	326.2	652.0	1,467.6	793.0	1,585.7
HZ 880M C	635.9	348.4	696.9	620.6	344.2	688.0	1,532.6	829.0	1,657.7
HZ 1080M A	815.0	456.2	912.3	797.9	451.0	901.9	1,978.1	1,086.8	2,173.4
HZ 1080M B	886.1	493.7	987.7	866.8	488.2	976.4	2,113.6	1,159.8	2,319.5
HZ 1080M C	971.5	544.6	1,089.3	952.3	538.8	1,078.0	2,282.3	1,261.4	2,523.0
HZ 1080M D	1,051.4	591.3	1,182.6	1,032.5	585.5	1,171.1	2,439.7	1,354.7	2,709.5
HZ 1180M A	1,109.1	627.0	1,254.0	1,090.2	621.2	1,242.8	2,552.3	1,426.1	2,852.3
HZ 1180M B	1,164.9	657.2	1,314.2	1,139.6	649.6	1,298.9	2,647.8	1,478.6	2,957.5
HZ 1180M C	1,233.0	696.3	1,392.6	1,207.7	688.7	1,377.3	2,847.7	1,596.4	3,192.8
HZ 1180M D	1,301.3	735.6	1,471.3	1,262.6	724.0	1,447.8	2,951.1	1,659.2	3,318.5
	Sol. 102			Sol. 14			Sol. C1		
HZ 630M	426.3	237.1	474.2	571.8	308.8	617.9	444.6	255.1	508.9
HZ 880M A	537.0	296.0	591.9	734.1	392.1	783.9	560.5	320.1	638.3
HZ 880M B	587.4	326.2	652.0	783.2	421.7	843.4	612.4	350.0	699.0
HZ 880M C	620.6	344.2	688.0	815.6	439.7	879.1	645.3	368.0	734.7
HZ 1080M A	797.9	451.0	901.9	1,053.9	576.1	1,152.4	830.8	482.4	963.9
HZ 1080M B	866.8	488.2	976.4	1,121.3	612.7	1,225.4	900.7	519.6	1,038.3
HZ 1080M C	952.3	538.8	1,078.0	1,205.2	663.6	1,327.0	986.5	570.6	1,140.2
HZ 1080M D	1,032.5	585.5	1,171.1	1,283.6	710.0	1,420.3	1,066.4	617.3	1,233.6
HZ 1180M A	1,090.2	621.2	1,242.8	1,339.2	745.7	1,491.7	1,124.1	653.0	1,305.3
HZ 1180M B	1,139.6	649.6	1,298.9	1,386.8	772.3	1,544.2	1,178.4	681.3	1,361.8
HZ 1180M C	1,207.7	688.7	1,377.3	1,488.1	834.5	1,668.7	1,250.4	728.0	1,455.1
HZ 1180M D	1,262.6	724.0	1,447.8	1,539.3	865.9	1,731.9	1,316.0	763.7	1,526.8
	Sol. 104			Sol. 24			Sol. C23		
HZ 630M	424.4	233.7	467.7	937.9	540.7	1,077.4	931.2	523.0	1,045.3
HZ 880M A	534.6	292.0	584.3	1,190.6	681.3	1,358.4	1,180.8	657.8	1,314.8
HZ 880M B	584.9	321.6	643.5	1,291.9	739.9	1,478.0	1,281.2	717.3	1,433.5
HZ 880M C	618.2	339.6	679.5	1,357.2	777.1	1,550.0	1,346.8	753.3	1,505.5
HZ 1080M A	794.5	446.1	891.9	1,754.7	1,019.4	2,036.4	1,737.7	988.3	1,975.7
HZ 1080M B	863.2	482.4	965.1	1,889.9	1,092.6	2,182.5	1,873.4	1,061.2	2,121.8
HZ 1080M C	948.6	533.3	1,066.7	2,060.8	1,194.5	2,386.6	2,044.0	1,163.1	2,325.3
HZ 1080M D	1,028.9	580.0	1,160.1	2,220.1	1,287.9	2,573.4	2,203.3	1,256.2	2,512.1
HZ 1180M A	1,086.5	615.7	1,231.5	2,334.8	1,359.6	2,716.5	2,317.7	1,327.6	2,654.8
HZ 1180M B	1,135.0	642.0	1,283.9	2,430.3	1,412.1	2,821.7	2,413.8	1,380.4	2,760.1
HZ 1180M C	1,202.8	681.0	1,362.4	2,599.6	1,513.4	3,023.7	2,584.1	1,482.6	2,964.5
HZ 1180M D	1,255.3	712.5	1,425.2	2,704.0	1,576.2	3,149.8	2,688.7	1,545.7	3,090.3

The plastic section modulus $W_{pl,y}$ applies only for steel stress verification of "class 1" and "class 2" sections according to EN 1993.

Table of combinations sorted by ascending Elastic section modulus


W_{ely}^*	$G_{100\%}$	Section	Combination	W_{ely}^*	$G_{100\%}$	Section	Combination	W_{ely}^*	$G_{100\%}$	Section	Combination
in ³ /ft	lb/ft ²			in ³ /ft	lb/ft ²			in ³ /ft	lb/ft ²		
77	43	HZ 630M	12/AZ 13-770	111	50	HZ 630M	14/AZ 25-800	133	49	HZ 1080M A	12/AZ 20-800-10/10
78	44	HZ 630M	12/AZ 14-770-10/10	112	49	HZ 880M C	12/AZ 25-800	135	50	HZ 880M A	14/AZ 28-750
81	46	HZ 630M	12/AZ 13-700	113	53	HZ 880M A	12/AZ 26	135	61	HZ 630M	24/AZ 25-800
81	46	HZ 630M	12/AZ 13-700-10/10	115	48	HZ 880M C	12/AZ 18-700	136	51	HZ 880M C	14/AZ 13-700
85	44	HZ 630M	12/AZ 20-800	115	54	HZ 630M	14/AZ 18-10/10	136	51	HZ 880M C	14/AZ 13-700-10/10
85	45	HZ 630M	12/AZ 20-800-10/10	116	50	HZ 880M B	12/AZ 28-750	136	51	HZ 1080M A	12/AZ 25-800
88	46	HZ 630M	12/AZ 18-700	116	50	HZ 880M C	12/AZ 20-700	136	61	HZ 630M	24/AZ 18-700
89	48	HZ 630M	12/AZ 20-700	116	44	HZ 880M A	14/AZ 13-770	136	53	HZ 880M A	14/AZ 26-700
91	47	HZ 630M	12/AZ 25-800	116	51	HZ 880M B	12/AZ 18-10/10	136	50	HZ 880M B	14/AZ 18-700
91	41	HZ 880M A	12/AZ 13-770	116	53	HZ 880M B	12/AZ 26-700	137	52	HZ 880M A	14/AZ 30-750
91	43	HZ 880M A	12/AZ 14-770-10/10	117	46	HZ 880M A	14/AZ 14-770-10/10	137	52	HZ 880M A	14/AZ 18-10/10
92	50	HZ 630M	12/AZ 18-10/10	117	51	HZ 880M B	12/AZ 30-750	137	63	HZ 630M	24/AZ 20-700
96	43	HZ 880M A	12/AZ 20-800	119	53	HZ 880M B	12/AZ 32-750	137	52	HZ 880M C	14/AZ 25-800
96	46	HZ 630M	14/AZ 13-770	119	55	HZ 630M	14/AZ 26-700	137	52	HZ 880M B	14/AZ 20-700
96	43	HZ 880M A	12/AZ 20-800-10/10	120	52	HZ 630M	14/AZ 28-750	138	53	HZ 880M A	14/AZ 32-750
96	44	HZ 880M A	12/AZ 13-700	120	51	HZ 880M C	12/AZ 28-750	139	50	HZ 1080M A	12/AZ 13-700
96	45	HZ 880M A	12/AZ 13-700-10/10	121	45	HZ 880M A	14/AZ 20-800	139	51	HZ 1080M A	12/AZ 13-700-10/10
97	47	HZ 630M	14/AZ 14-770-10/10	121	46	HZ 880M A	14/AZ 20-800-10/10	141	49	HZ 1080M B	12/AZ 13-770
97	52	HZ 630M	12/AZ 26-700	121	54	HZ 880M C	12/AZ 26-700	141	60	HZ 630M	26/AZ 13-770
99	49	HZ 630M	12/AZ 28-750	122	52	HZ 880M C	12/AZ 18-10/10	141	50	HZ 1080M B	12/AZ 14-770-10/10
99	44	HZ 880M B	12/AZ 13-770	122	52	HZ 880M C	12/AZ 30-750	141	51	HZ 880M C	14/AZ 18-700
99	45	HZ 880M B	12/AZ 14-770-10/10	122	56	HZ 880M B	12/AZ 26	142	62	HZ 630M	26/AZ 14-770-10/10
100	45	HZ 880M A	12/AZ 25-800	122	54	HZ 630M	14/AZ 30-750	142	53	HZ 880M B	14/AZ 28-750
100	55	HZ 630M	12/AZ 26	123	47	HZ 880M A	14/AZ 13-700	142	53	HZ 880M C	14/AZ 20-700
101	51	HZ 630M	12/AZ 30-750	123	47	HZ 880M B	14/AZ 13-770	143	50	HZ 1080M B	12/AZ 20-800
101	49	HZ 630M	14/AZ 13-700	123	48	HZ 880M A	14/AZ 13-700-10/10	143	66	HZ 630M	24/AZ 18-10/10
101	44	HZ 880M A	12/AZ 18-700	124	54	HZ 880M C	12/AZ 32-750	143	51	HZ 1080M B	12/AZ 20-800-10/10
102	50	HZ 630M	14/AZ 13-700-10/10	124	48	HZ 880M B	14/AZ 14-770-10/10	143	51	HZ 1080M A	12/AZ 18-700
102	46	HZ 880M A	12/AZ 20-700	124	58	HZ 630M	14/AZ 26	143	56	HZ 880M A	14/AZ 26
103	52	HZ 630M	12/AZ 32-750	124	58	HZ 630M	24/AZ 13-770	143	63	HZ 630M	24/AZ 28-750
103	45	HZ 880M B	12/AZ 20-800	125	59	HZ 630M	24/AZ 14-770-10/10	144	66	HZ 630M	24/AZ 26-700
103	45	HZ 880M C	12/AZ 13-770	125	55	HZ 630M	14/AZ 32-750	144	54	HZ 880M B	14/AZ 30-750
104	46	HZ 880M B	12/AZ 20-800-10/10	126	48	HZ 880M A	14/AZ 25-800	144	56	HZ 880M B	14/AZ 26-700
104	46	HZ 880M C	12/AZ 14-770-10/10	128	48	HZ 880M B	14/AZ 20-800	144	52	HZ 1080M A	12/AZ 20-700
104	47	HZ 630M	14/AZ 20-800	128	48	HZ 880M C	14/AZ 13-770	145	53	HZ 1080M A	12/AZ 28-750
104	47	HZ 880M B	12/AZ 13-700	128	57	HZ 880M C	12/AZ 26	145	54	HZ 880M B	14/AZ 18-10/10
105	47	HZ 880M B	12/AZ 13-700-10/10	128	48	HZ 880M B	14/AZ 20-800-10/10	145	64	HZ 630M	24/AZ 30-750
105	48	HZ 630M	14/AZ 20-800-10/10	128	49	HZ 880M C	14/AZ 14-770-10/10	145	56	HZ 880M B	14/AZ 32-750
108	48	HZ 880M A	12/AZ 18-10/10	129	48	HZ 880M A	14/AZ 18-700	146	53	HZ 1080M B	12/AZ 25-800
108	47	HZ 880M A	12/AZ 28-750	130	58	HZ 630M	24/AZ 20-800	146	55	HZ 1080M A	12/AZ 30-750
108	48	HZ 880M B	12/AZ 25-800	130	49	HZ 880M A	14/AZ 20-700	146	61	HZ 630M	26/AZ 20-800
108	46	HZ 880M C	12/AZ 20-800	130	61	HZ 630M	24/AZ 13-700	147	54	HZ 880M C	14/AZ 28-750
108	50	HZ 880M A	12/AZ 26-700	130	59	HZ 630M	24/AZ 20-800-10/10	147	66	HZ 630M	24/AZ 32-750
108	47	HZ 880M C	12/AZ 20-800-10/10	130	61	HZ 630M	24/AZ 13-700-10/10	147	56	HZ 1080M A	12/AZ 32-750
109	49	HZ 630M	14/AZ 18-700	130	47	HZ 1080M A	12/AZ 13-770	147	62	HZ 630M	26/AZ 20-800-10/10
109	49	HZ 880M A	12/AZ 30-750	131	50	HZ 880M B	14/AZ 13-700	148	64	HZ 630M	26/AZ 13-700
110	48	HZ 880M C	12/AZ 13-700	131	50	HZ 880M B	14/AZ 13-700-10/10	148	64	HZ 630M	26/AZ 13-700-10/10
110	47	HZ 880M B	12/AZ 18-700	131	48	HZ 1080M A	12/AZ 14-770-10/10	148	56	HZ 1080M A	12/AZ 26-700
110	48	HZ 880M C	12/AZ 13-700-10/10	132	49	HZ 880M C	14/AZ 20-800	148	55	HZ 880M C	14/AZ 30-750
111	51	HZ 630M	14/AZ 20-700	133	48	HZ 1080M A	12/AZ 20-800	149	57	HZ 880M C	14/AZ 26-700
111	49	HZ 880M B	12/AZ 20-700	133	50	HZ 880M B	14/AZ 25-800	149	55	HZ 880M A	24/AZ 13-770
111	50	HZ 880M A	12/AZ 32-750	133	50	HZ 880M C	14/AZ 20-800-10/10	149	69	HZ 630M	24/AZ 26

W_{ely}^*	$G_{100\%}$	Section	Combination	W_{ely}^*	$G_{100\%}$	Section	Combination	W_{ely}^*	$G_{100\%}$	Section	Combination
in ³ /ft	lb/ft ²			in ³ /ft	lb/ft ²			in ³ /ft	lb/ft ²		
149	56	HZ 880M A	24/AZ 14-770-10/10	167	56	HZ 1080M D	12/AZ 20-800-10/10	179	67	HZ 880M B	24/AZ 26-700
150	52	HZ 1080M B	12/AZ 13-700	167	62	HZ 880M A	24/AZ 32-750	179	61	HZ 1080M C	12/AZ 18-10/10
150	57	HZ 880M C	14/AZ 32-750	167	54	HZ 1080M A	14/AZ 25-800	179	60	HZ 880M A	26/AZ 13-700
150	53	HZ 1080M B	12/AZ 13-700-10/10	167	61	HZ 880M B	24/AZ 25-800	180	61	HZ 880M A	26/AZ 13-700-10/10
150	56	HZ 880M C	14/AZ 18-10/10	168	56	HZ 1080M C	12/AZ 18-700	180	61	HZ 1080M D	12/AZ 28-750
151	59	HZ 880M B	14/AZ 26	168	58	HZ 1080M C	12/AZ 28-750	180	59	HZ 1080M D	12/AZ 18-700
152	55	HZ 880M A	24/AZ 20-800	168	57	HZ 1080M C	12/AZ 20-700	180	59	HZ 1080M A	14/AZ 32-750
152	63	HZ 630M	26/AZ 25-800	168	60	HZ 880M C	24/AZ 13-770	181	60	HZ 1080M D	12/AZ 20-700
152	56	HZ 880M A	24/AZ 20-800-10/10	169	72	HZ 630M	26/AZ 26	181	62	HZ 1080M D	12/AZ 30-750
153	55	HZ 1080M A	12/AZ 18-10/10	169	61	HZ 880M C	24/AZ 14-770-10/10	181	58	HZ 1180M B	12/AZ 13-770
153	52	HZ 1080M C	12/AZ 13-770	169	62	HZ 880M B	24/AZ 13-700	182	64	HZ 880M C	24/AZ 18-700
154	53	HZ 1080M C	12/AZ 14-770-10/10	169	62	HZ 880M B	24/AZ 13-700-10/10	182	59	HZ 1180M B	12/AZ 14-770-10/10
154	52	HZ 1080M B	12/AZ 18-700	169	61	HZ 1080M B	12/AZ 26	182	59	HZ 1180M B	12/AZ 20-800
154	64	HZ 630M	26/AZ 18-700	169	62	HZ 880M A	24/AZ 18-10/10	182	61	HZ 880M B	26/AZ 13-770
155	53	HZ 1080M C	12/AZ 20-800	169	60	HZ 1080M C	12/AZ 30-750	182	59	HZ 1080M A	14/AZ 26-700
155	54	HZ 1080M B	12/AZ 20-700	170	58	HZ 1080M D	12/AZ 25-800	182	60	HZ 1180M B	12/AZ 20-800-10/10
155	54	HZ 1080M C	12/AZ 20-800-10/10	171	57	HZ 880M A	26/AZ 13-770	182	64	HZ 1080M D	12/AZ 32-750
155	55	HZ 1080M B	12/AZ 28-750	171	61	HZ 1080M C	12/AZ 32-750	182	65	HZ 880M C	24/AZ 20-700
155	65	HZ 630M	26/AZ 20-700	171	61	HZ 880M C	24/AZ 20-800	183	62	HZ 880M B	26/AZ 14-770-10/10
156	57	HZ 880M A	24/AZ 25-800	171	58	HZ 880M A	26/AZ 14-770-10/10	183	66	HZ 880M B	24/AZ 18-10/10
156	56	HZ 1080M B	12/AZ 30-750	171	62	HZ 880M C	24/AZ 20-800-10/10	183	55	HZ 1080M B	14/AZ 13-700
156	57	HZ 880M A	24/AZ 13-700	171	52	HZ 1080M B	14/AZ 13-770	183	56	HZ 1080M B	14/AZ 13-700-10/10
157	58	HZ 880M A	24/AZ 13-700-10/10	172	53	HZ 1080M B	14/AZ 14-770-10/10	184	55	HZ 1080M C	14/AZ 13-770
157	60	HZ 880M C	14/AZ 26	172	53	HZ 1080M A	14/AZ 13-700	184	65	HZ 1080M C	12/AZ 26
157	59	HZ 1080M A	12/AZ 26	172	54	HZ 1080M A	14/AZ 13-700-10/10	184	65	HZ 880M C	24/AZ 28-750
158	58	HZ 1080M B	12/AZ 32-750	173	62	HZ 1080M C	12/AZ 26-700	184	61	HZ 880M A	26/AZ 18-700
158	56	HZ 1080M C	12/AZ 25-800	173	53	HZ 1080M B	14/AZ 20-800	184	56	HZ 1080M C	14/AZ 14-770-10/10
159	58	HZ 1080M B	12/AZ 26-700	173	58	HZ 880M A	26/AZ 20-800	185	62	HZ 880M B	26/AZ 20-800
161	59	HZ 880M B	24/AZ 13-770	173	53	HZ 1080M B	14/AZ 20-800-10/10	185	56	HZ 1080M C	14/AZ 20-800
161	58	HZ 880M A	24/AZ 18-700	173	62	HZ 880M B	24/AZ 18-700	185	62	HZ 880M A	26/AZ 20-700
161	60	HZ 880M B	24/AZ 14-770-10/10	173	57	HZ 1180M A	12/AZ 13-770	185	60	HZ 1180M A	12/AZ 13-700
161	66	HZ 630M	26/AZ 28-750	174	58	HZ 880M A	26/AZ 20-800-10/10	185	62	HZ 880M B	26/AZ 20-800-10/10
162	50	HZ 1080M A	14/AZ 13-770	174	58	HZ 1180M A	12/AZ 14-770-10/10	185	57	HZ 1080M C	14/AZ 20-800-10/10
162	59	HZ 880M A	24/AZ 20-700	174	65	HZ 880M A	24/AZ 26	185	67	HZ 880M C	24/AZ 30-750
162	68	HZ 630M	26/AZ 18-10/10	174	63	HZ 880M B	24/AZ 20-700	185	61	HZ 1180M A	12/AZ 13-700-10/10
162	51	HZ 1080M A	14/AZ 14-770-10/10	174	58	HZ 1180M A	12/AZ 20-800	185	64	HZ 1080M D	12/AZ 26-700
162	69	HZ 630M	26/AZ 26-700	175	58	HZ 1180M A	12/AZ 20-800-10/10	185	62	HZ 1180M B	12/AZ 25-800
163	67	HZ 630M	26/AZ 30-750	175	63	HZ 880M C	24/AZ 25-800	187	68	HZ 880M C	24/AZ 32-750
163	51	HZ 1080M A	14/AZ 20-800	176	64	HZ 880M B	24/AZ 28-750	187	62	HZ 880M A	26/AZ 28-750
163	59	HZ 880M B	24/AZ 20-800	176	58	HZ 1080M D	12/AZ 13-700	187	68	HZ 880M C	24/AZ 26-700
164	55	HZ 1080M C	12/AZ 13-700	176	59	HZ 1080M D	12/AZ 13-700-10/10	187	56	HZ 1080M B	14/AZ 18-700
164	56	HZ 1080M C	12/AZ 13-700-10/10	177	54	HZ 1080M A	14/AZ 18-700	187	70	HZ 880M B	24/AZ 26
164	52	HZ 1080M A	14/AZ 20-800-10/10	177	55	HZ 1080M B	14/AZ 25-800	188	58	HZ 1080M B	14/AZ 28-750
164	60	HZ 880M B	24/AZ 20-800-10/10	177	64	HZ 880M C	24/AZ 13-700	188	57	HZ 1080M B	14/AZ 20-700
164	59	HZ 880M A	24/AZ 28-750	177	65	HZ 880M B	24/AZ 30-750	188	63	HZ 880M A	26/AZ 30-750
165	57	HZ 1080M B	12/AZ 18-10/10	177	60	HZ 880M A	26/AZ 25-800	188	58	HZ 1080M C	14/AZ 25-800
165	55	HZ 1080M D	12/AZ 13-770	177	64	HZ 880M C	24/AZ 13-700-10/10	188	63	HZ 1180M A	12/AZ 28-750
165	68	HZ 630M	26/AZ 32-750	178	55	HZ 1080M A	14/AZ 20-700	189	64	HZ 880M B	26/AZ 25-800
165	61	HZ 880M A	24/AZ 30-750	178	56	HZ 1080M A	14/AZ 28-750	189	59	HZ 1080M B	14/AZ 30-750
165	56	HZ 1080M D	12/AZ 14-770-10/10	178	60	HZ 1180M A	12/AZ 25-800	189	58	HZ 1080M A	14/AZ 18-10/10
166	56	HZ 1080M D	12/AZ 20-800	179	66	HZ 880M B	24/AZ 32-750	189	61	HZ 1180M A	12/AZ 18-700
166	62	HZ 880M A	24/AZ 26-700	179	58	HZ 1080M A	14/AZ 30-750	190	65	HZ 880M A	26/AZ 32-750

W _{ely} * in ³ /ft	G _{100%} lb/ft ²	Section	Combination	W _{ely} * in ³ /ft	G _{100%} lb/ft ²	Section	Combination	W _{ely} * in ³ /ft	G _{100%} lb/ft ²	Section	Combination
190	64	HZ 1180M A	12/AZ 30-750	201	63	HZ 1180M D	12/AZ 13-770	216	65	HZ 1080M A	24/AZ 20-800-10/10
190	63	HZ 880M C	26/AZ 13-770	201	63	HZ 1180M D	12/AZ 20-800	216	65	HZ 1080M A	24/AZ 14-770-10/10
190	62	HZ 1180M A	12/AZ 20-700	202	64	HZ 1180M D	12/AZ 14-770-10/10	216	72	HZ 1180M B	12/AZ 26
190	65	HZ 880M A	26/AZ 26-700	202	64	HZ 1180M D	12/AZ 20-800-10/10	217	63	HZ 1180M A	14/AZ 13-700
190	61	HZ 1080M B	14/AZ 32-750	202	69	HZ 880M B	26/AZ 26-700	217	69	HZ 1180M D	12/AZ 28-750
190	64	HZ 880M C	26/AZ 14-770-10/10	202	66	HZ 1180M A	12/AZ 18-10/10	217	64	HZ 1180M A	14/AZ 13-700-10/10
191	66	HZ 1180M A	12/AZ 32-750	203	64	HZ 1080M C	14/AZ 32-750	218	67	HZ 1080M D	14/AZ 26-700
191	68	HZ 880M C	24/AZ 18-10/10	203	68	HZ 1180M B	12/AZ 26-700	218	71	HZ 1180M D	12/AZ 30-750
192	64	HZ 880M B	26/AZ 13-700	203	60	HZ 1180M A	14/AZ 13-770	219	67	HZ 1080M A	24/AZ 25-800
192	61	HZ 1180M C	12/AZ 13-770	204	60	HZ 1180M A	14/AZ 20-800	219	67	HZ 1180M D	12/AZ 18-700
192	65	HZ 880M B	26/AZ 13-700-10/10	204	61	HZ 1180M A	14/AZ 14-770-10/10	219	68	HZ 1080M C	14/AZ 26
192	61	HZ 1180M C	12/AZ 20-800	204	61	HZ 1180M A	14/AZ 20-800-10/10	219	72	HZ 1180M D	12/AZ 32-750
192	63	HZ 880M C	26/AZ 20-800	204	67	HZ 880M C	26/AZ 18-700	220	66	HZ 1180M A	14/AZ 28-750
192	62	HZ 1180M C	12/AZ 14-770-10/10	205	65	HZ 1180M C	12/AZ 13-700	220	69	HZ 1180M D	12/AZ 20-700
192	62	HZ 1180M C	12/AZ 20-800-10/10	205	65	HZ 1180M C	12/AZ 13-700-10/10	220	75	HZ 880M C	26/AZ 26
193	64	HZ 880M C	26/AZ 20-800-10/10	205	66	HZ 1180M D	12/AZ 25-800	221	67	HZ 1180M A	14/AZ 30-750
193	64	HZ 1080M D	12/AZ 18-10/10	205	68	HZ 880M C	26/AZ 20-700	221	64	HZ 1180M A	14/AZ 18-700
193	61	HZ 1080M B	14/AZ 26-700	205	65	HZ 1080M B	14/AZ 26	222	66	HZ 1180M A	14/AZ 20-700
194	62	HZ 1180M B	12/AZ 13-700	206	65	HZ 1080M C	14/AZ 26-700	222	69	HZ 1180M A	14/AZ 32-750
194	63	HZ 1180M B	12/AZ 13-700-10/10	206	68	HZ 880M C	26/AZ 28-750	224	71	HZ 1180M C	12/AZ 18-10/10
194	65	HZ 880M A	26/AZ 18-10/10	207	69	HZ 880M B	26/AZ 18-10/10	224	73	HZ 1180M D	12/AZ 26-700
194	63	HZ 1080M A	14/AZ 26	207	67	HZ 1180M C	12/AZ 28-750	224	65	HZ 1180M B	14/AZ 13-700
194	67	HZ 1180M A	12/AZ 26-700	207	71	HZ 1180M A	12/AZ 26	225	65	HZ 1180M C	14/AZ 20-800
195	58	HZ 1080M D	14/AZ 13-770	207	63	HZ 1180M A	14/AZ 25-800	225	65	HZ 1180M B	14/AZ 13-700-10/10
195	64	HZ 1180M C	12/AZ 25-800	208	69	HZ 880M C	26/AZ 30-750	225	64	HZ 1180M C	14/AZ 13-770
196	59	HZ 1080M D	14/AZ 14-770-10/10	208	61	HZ 1080M D	14/AZ 13-700	225	66	HZ 1180M C	14/AZ 20-800-10/10
196	58	HZ 1080M D	14/AZ 20-800	208	68	HZ 1180M C	12/AZ 30-750	225	66	HZ 1180M C	14/AZ 14-770-10/10
196	58	HZ 1080M C	14/AZ 13-700	208	62	HZ 1080M D	14/AZ 13-700-10/10	227	67	HZ 1180M B	14/AZ 28-750
196	59	HZ 1080M C	14/AZ 13-700-10/10	209	65	HZ 1180M C	12/AZ 18-700	227	70	HZ 1180M A	14/AZ 26-700
196	66	HZ 880M C	26/AZ 25-800	209	71	HZ 880M C	26/AZ 32-750	228	67	HZ 1080M D	14/AZ 18-10/10
196	72	HZ 880M C	24/AZ 26	209	67	HZ 1180M C	12/AZ 20-700	228	67	HZ 1080M A	24/AZ 13-700
196	59	HZ 1080M D	14/AZ 20-800-10/10	209	70	HZ 1180M C	12/AZ 32-750	228	68	HZ 1080M A	24/AZ 13-700-10/10
196	65	HZ 880M B	26/AZ 18-700	210	61	HZ 1180M B	14/AZ 13-770	228	69	HZ 1180M B	14/AZ 30-750
197	64	HZ 1180M B	12/AZ 28-750	210	62	HZ 1180M B	14/AZ 20-800	228	75	HZ 1180M C	12/AZ 26
197	66	HZ 880M B	26/AZ 20-700	210	71	HZ 880M C	26/AZ 26-700	228	68	HZ 1180M C	14/AZ 25-800
197	68	HZ 1080M D	12/AZ 26	211	62	HZ 1180M B	14/AZ 14-770-10/10	229	65	HZ 1180M B	14/AZ 18-700
198	62	HZ 1180M B	12/AZ 18-700	211	62	HZ 1180M B	14/AZ 20-800-10/10	229	69	HZ 1080M A	24/AZ 28-750
198	66	HZ 1180M B	12/AZ 30-750	211	64	HZ 1080M D	14/AZ 28-750	229	70	HZ 1180M B	14/AZ 32-750
198	64	HZ 1180M B	12/AZ 20-700	212	68	HZ 1180M B	12/AZ 18-10/10	229	67	HZ 1180M B	14/AZ 20-700
198	66	HZ 880M B	26/AZ 28-750	212	73	HZ 880M B	26/AZ 26	230	70	HZ 1080M A	24/AZ 30-750
199	68	HZ 880M A	26/AZ 26	213	62	HZ 1080M D	14/AZ 18-700	231	68	HZ 1080M A	24/AZ 18-700
199	67	HZ 1180M B	12/AZ 32-750	213	65	HZ 1080M D	14/AZ 30-750	231	72	HZ 1080M A	24/AZ 32-750
199	61	HZ 1080M D	14/AZ 25-800	213	63	HZ 1080M D	14/AZ 20-700	232	67	HZ 1080M B	24/AZ 20-800
200	66	HZ 880M C	26/AZ 13-700	214	71	HZ 1180M C	12/AZ 26-700	232	69	HZ 1080M A	24/AZ 20-700
200	67	HZ 880M B	26/AZ 30-750	214	64	HZ 1180M B	14/AZ 25-800	232	67	HZ 1180M D	14/AZ 20-800
200	61	HZ 1080M C	14/AZ 28-750	214	67	HZ 1080M D	14/AZ 32-750	232	68	HZ 1080M B	24/AZ 20-800-10/10
200	67	HZ 880M C	26/AZ 13-700-10/10	214	64	HZ 1080M C	14/AZ 18-10/10	232	67	HZ 1080M B	24/AZ 13-770
200	59	HZ 1080M C	14/AZ 18-700	215	67	HZ 1180M D	12/AZ 13-700	232	67	HZ 1180M D	14/AZ 20-800-10/10
200	60	HZ 1080M B	14/AZ 18-10/10	215	67	HZ 1180M D	12/AZ 13-700-10/10	232	66	HZ 1180M D	14/AZ 13-770
201	60	HZ 1080M C	14/AZ 20-700	215	71	HZ 880M C	26/AZ 18-10/10	232	68	HZ 1080M B	24/AZ 14-770-10/10
201	63	HZ 1080M C	14/AZ 30-750	216	64	HZ 1080M A	24/AZ 20-800	233	72	HZ 1080M D	14/AZ 26
201	69	HZ 880M B	26/AZ 32-750	216	64	HZ 1080M A	24/AZ 13-770	233	67	HZ 1180M D	14/AZ 14-770-10/10

W_{ely}^*	$G_{100\%}$	Section	Combination	W_{ely}^*	$G_{100\%}$	Section	Combination	W_{ely}^*	$G_{100\%}$	Section	Combination
in ³ /ft	lb/ft ²			in ³ /ft	lb/ft ²			in ³ /ft	lb/ft ²		
234	71	HZ 1180M B	14/AZ 26-700	259	69	HZ 1080M B	26/AZ 13-770	289	85	HZ 1080M C	24/AZ 26
235	69	HZ 1080M B	24/AZ 25-800	259	74	HZ 1080M A	26/AZ 32-750	290	81	HZ 1080M D	24/AZ 18-700
235	73	HZ 1180M D	12/AZ 18-10/10	260	70	HZ 1080M B	26/AZ 14-770-10/10	290	82	HZ 1080M D	24/AZ 20-700
235	72	HZ 1080M A	24/AZ 26-700	260	70	HZ 1080M A	26/AZ 18-700	293	78	HZ 1080M B	26/AZ 18-10/10
235	69	HZ 1180M D	14/AZ 25-800	261	72	HZ 1080M A	26/AZ 20-700	294	80	HZ 1080M C	26/AZ 28-750
237	69	HZ 1180M A	14/AZ 18-10/10	261	72	HZ 1080M B	26/AZ 25-800	294	85	HZ 1080M D	24/AZ 26-700
239	78	HZ 1180M D	12/AZ 26	262	75	HZ 1180M C	14/AZ 18-10/10	294	82	HZ 1180M B	24/AZ 20-800
240	68	HZ 1180M C	14/AZ 13-700	262	75	HZ 1080M B	24/AZ 18-10/10	295	79	HZ 1080M C	26/AZ 13-700
240	69	HZ 1180M C	14/AZ 13-700-10/10	264	75	HZ 1080M A	26/AZ 26-700	295	82	HZ 1180M B	24/AZ 20-800-10/10
242	70	HZ 1180M C	14/AZ 28-750	266	77	HZ 1080M C	24/AZ 28-750	295	79	HZ 1080M C	26/AZ 13-700-10/10
242	74	HZ 1180M A	14/AZ 26	266	76	HZ 1080M C	24/AZ 13-700	295	81	HZ 1080M C	26/AZ 30-750
242	67	HZ 1080M A	26/AZ 20-800	266	79	HZ 1080M B	24/AZ 26	296	79	HZ 1080M D	26/AZ 20-800
243	72	HZ 1180M C	14/AZ 30-750	266	76	HZ 1080M C	24/AZ 13-700-10/10	296	82	HZ 1080M C	26/AZ 32-750
243	66	HZ 1080M A	26/AZ 13-770	267	79	HZ 1180M C	14/AZ 26	296	82	HZ 1180M B	24/AZ 13-770
243	68	HZ 1080M A	26/AZ 20-800-10/10	267	79	HZ 1080M C	24/AZ 30-750	296	80	HZ 1080M D	26/AZ 20-800-10/10
243	68	HZ 1080M A	26/AZ 14-770-10/10	268	80	HZ 1080M C	24/AZ 32-750	297	83	HZ 1180M B	24/AZ 14-770-10/10
244	74	HZ 1180M C	14/AZ 32-750	270	76	HZ 1080M C	24/AZ 18-700	297	82	HZ 1080M B	26/AZ 26
244	72	HZ 1080M A	24/AZ 18-10/10	270	76	HZ 1080M D	24/AZ 20-800	297	84	HZ 1180M B	24/AZ 25-800
244	69	HZ 1180M C	14/AZ 18-700	270	77	HZ 1080M D	24/AZ 20-800-10/10	298	79	HZ 1080M D	26/AZ 13-770
245	70	HZ 1080M B	24/AZ 13-700	270	77	HZ 1080M C	24/AZ 20-700	298	79	HZ 1080M C	26/AZ 18-700
245	71	HZ 1180M B	14/AZ 18-10/10	271	77	HZ 1180M D	14/AZ 18-10/10	298	80	HZ 1080M D	26/AZ 14-770-10/10
245	71	HZ 1080M B	24/AZ 13-700-10/10	271	76	HZ 1080M D	24/AZ 13-770	299	80	HZ 1080M C	26/AZ 20-700
245	70	HZ 1180M C	14/AZ 20-700	272	77	HZ 1080M D	24/AZ 14-770-10/10	299	81	HZ 1080M D	26/AZ 25-800
246	69	HZ 1080M A	26/AZ 25-800	273	79	HZ 1080M D	24/AZ 25-800	299	85	HZ 1180M A	24/AZ 28-750
246	72	HZ 1080M B	24/AZ 28-750	274	73	HZ 1080M B	26/AZ 13-700	300	86	HZ 1180M A	24/AZ 30-750
247	73	HZ 1080M B	24/AZ 30-750	274	74	HZ 1080M B	26/AZ 13-700-10/10	300	84	HZ 1180M A	24/AZ 13-700
248	75	HZ 1080M B	24/AZ 32-750	274	75	HZ 1080M B	26/AZ 28-750	301	84	HZ 1180M A	24/AZ 13-700-10/10
248	76	HZ 1080M A	24/AZ 26	274	81	HZ 1080M C	24/AZ 26-700	301	88	HZ 1180M A	24/AZ 32-750
248	70	HZ 1180M D	14/AZ 13-700	275	75	HZ 1080M A	26/AZ 18-10/10	303	83	HZ 1080M C	26/AZ 26-700
248	71	HZ 1080M B	24/AZ 18-700	275	76	HZ 1080M B	26/AZ 30-750	304	84	HZ 1180M A	24/AZ 18-700
248	71	HZ 1180M D	14/AZ 13-700-10/10	275	81	HZ 1180M D	14/AZ 26	304	86	HZ 1180M A	24/AZ 20-700
249	72	HZ 1080M B	24/AZ 20-700	276	77	HZ 1080M B	26/AZ 32-750	306	86	HZ 1080M D	24/AZ 18-10/10
249	72	HZ 1180M D	14/AZ 28-750	277	73	HZ 1080M B	26/AZ 18-700	308	89	HZ 1180M A	24/AZ 26-700
250	75	HZ 1180M C	14/AZ 26-700	278	75	HZ 1080M C	26/AZ 20-800	309	82	HZ 1180M A	26/AZ 20-800
250	75	HZ 1180M B	14/AZ 26	278	75	HZ 1080M B	26/AZ 20-700	309	83	HZ 1180M A	26/AZ 20-800-10/10
250	74	HZ 1180M D	14/AZ 30-750	278	75	HZ 1080M C	26/AZ 20-800-10/10	310	90	HZ 1080M D	24/AZ 26
251	72	HZ 1080M C	24/AZ 20-800	279	79	HZ 1080M A	26/AZ 26	311	87	HZ 1180M B	24/AZ 28-750
252	76	HZ 1180M D	14/AZ 32-750	279	75	HZ 1080M C	26/AZ 13-770	311	82	HZ 1180M A	26/AZ 13-770
252	73	HZ 1080M C	24/AZ 20-800-10/10	279	76	HZ 1080M C	26/AZ 14-770-10/10	311	83	HZ 1180M A	26/AZ 14-770-10/10
252	72	HZ 1080M C	24/AZ 13-770	281	77	HZ 1080M C	26/AZ 25-800	312	88	HZ 1180M B	24/AZ 30-750
252	71	HZ 1180M D	14/AZ 18-700	282	78	HZ 1080M B	26/AZ 26-700	312	84	HZ 1180M A	26/AZ 25-800
253	75	HZ 1080M B	24/AZ 26-700	283	80	HZ 1180M A	24/AZ 20-800	313	84	HZ 1080M D	26/AZ 28-750
253	73	HZ 1080M C	24/AZ 14-770-10/10	283	80	HZ 1180M A	24/AZ 20-800-10/10	313	86	HZ 1180M B	24/AZ 13-700
253	72	HZ 1180M D	14/AZ 20-700	285	80	HZ 1180M A	24/AZ 13-770	313	90	HZ 1180M B	24/AZ 32-750
254	75	HZ 1080M C	24/AZ 25-800	285	81	HZ 1180M A	24/AZ 14-770-10/10	313	87	HZ 1180M B	24/AZ 13-700-10/10
256	70	HZ 1080M A	26/AZ 13-700	285	81	HZ 1080M C	24/AZ 18-10/10	313	86	HZ 1180M C	24/AZ 20-800
257	71	HZ 1080M A	26/AZ 13-700-10/10	285	82	HZ 1080M D	24/AZ 28-750	314	85	HZ 1080M D	26/AZ 30-750
257	72	HZ 1080M A	26/AZ 28-750	286	82	HZ 1180M A	24/AZ 25-800	314	87	HZ 1180M C	24/AZ 20-800-10/10
258	77	HZ 1180M D	14/AZ 26-700	286	80	HZ 1080M D	24/AZ 13-700	314	83	HZ 1080M D	26/AZ 13-700
258	70	HZ 1080M B	26/AZ 20-800	286	81	HZ 1080M D	24/AZ 13-700-10/10	314	84	HZ 1080M D	26/AZ 13-700-10/10
258	73	HZ 1080M A	26/AZ 30-750	286	83	HZ 1080M D	24/AZ 30-750	315	87	HZ 1080M D	26/AZ 32-750
259	70	HZ 1080M B	26/AZ 20-800-10/10	287	84	HZ 1080M D	24/AZ 32-750	315	84	HZ 1080M C	26/AZ 18-10/10

$W_{e,y}$ *	$G_{100\%}$	Section	Combination	$W_{e,y}$ *	$G_{100\%}$	Section	Combination
in ³ /ft	lb/ft ²			in ³ /ft	lb/ft ²		
316	86	HZ 1180M C	24/AZ 13-770	345	90	HZ 1180M B	26/AZ 20-700
316	86	HZ 1180M B	24/AZ 18-700	345	97	HZ 1180M D	24/AZ 32-750
316	87	HZ 1180M C	24/AZ 14-770-10/10	346	91	HZ 1180M C	26/AZ 25-800
316	88	HZ 1180M C	24/AZ 25-800	346	89	HZ 1180M C	26/AZ 13-770
317	88	HZ 1180M B	24/AZ 20-700	346	90	HZ 1180M C	26/AZ 14-770-10/10
318	83	HZ 1080M D	26/AZ 18-700	346	94	HZ 1180M D	24/AZ 13-700
318	85	HZ 1080M D	26/AZ 20-700	347	95	HZ 1180M D	24/AZ 13-700-10/10
319	88	HZ 1080M C	26/AZ 26	348	94	HZ 1180M B	26/AZ 26-700
320	84	HZ 1180M B	26/AZ 20-800	350	94	HZ 1180M D	24/AZ 18-700
320	91	HZ 1180M B	24/AZ 26-700	350	96	HZ 1180M D	24/AZ 20-700
320	85	HZ 1180M B	26/AZ 20-800-10/10	351	93	HZ 1180M A	26/AZ 18-10/10
321	90	HZ 1180M A	24/AZ 18-10/10	354	99	HZ 1180M D	24/AZ 26-700
322	88	HZ 1080M D	26/AZ 26-700	355	92	HZ 1180M D	26/AZ 20-800
322	84	HZ 1180M B	26/AZ 13-770	355	96	HZ 1180M A	26/AZ 26
323	85	HZ 1180M B	26/AZ 14-770-10/10	355	93	HZ 1180M D	26/AZ 20-800-10/10
323	86	HZ 1180M B	26/AZ 25-800	357	97	HZ 1180M C	24/AZ 18-10/10
325	93	HZ 1180M A	24/AZ 26	358	94	HZ 1180M D	26/AZ 25-800
325	89	HZ 1180M D	24/AZ 20-800	358	92	HZ 1180M D	26/AZ 13-770
326	90	HZ 1180M D	24/AZ 20-800-10/10	358	93	HZ 1180M D	26/AZ 14-770-10/10
326	88	HZ 1180M A	26/AZ 28-750	360	101	HZ 1180M C	24/AZ 26
327	89	HZ 1180M A	26/AZ 30-750	361	95	HZ 1180M C	26/AZ 28-750
328	90	HZ 1180M A	26/AZ 32-750	362	96	HZ 1180M C	26/AZ 30-750
328	89	HZ 1180M D	24/AZ 13-770	363	97	HZ 1180M C	26/AZ 32-750
328	87	HZ 1180M A	26/AZ 13-700	364	95	HZ 1180M B	26/AZ 18-10/10
328	91	HZ 1180M D	24/AZ 25-800	365	94	HZ 1180M C	26/AZ 13-700
328	87	HZ 1180M A	26/AZ 13-700-10/10	365	95	HZ 1180M C	26/AZ 13-700-10/10
329	90	HZ 1180M D	24/AZ 14-770-10/10	368	99	HZ 1180M B	26/AZ 26
331	92	HZ 1180M C	24/AZ 28-750	369	95	HZ 1180M C	26/AZ 18-700
332	93	HZ 1180M C	24/AZ 30-750	369	96	HZ 1180M C	26/AZ 20-700
332	87	HZ 1180M A	26/AZ 18-700	370	100	HZ 1180M D	24/AZ 18-10/10
332	88	HZ 1180M A	26/AZ 20-700	373	99	HZ 1180M C	26/AZ 26-700
333	94	HZ 1180M C	24/AZ 32-750	374	98	HZ 1180M D	26/AZ 28-750
334	91	HZ 1180M C	24/AZ 13-700	374	104	HZ 1180M D	24/AZ 26
334	91	HZ 1180M C	24/AZ 13-700-10/10	375	99	HZ 1180M D	26/AZ 30-750
334	92	HZ 1180M B	24/AZ 18-10/10	376	100	HZ 1180M D	26/AZ 32-750
336	92	HZ 1180M A	26/AZ 26-700	378	97	HZ 1180M D	26/AZ 13-700
336	89	HZ 1080M D	26/AZ 18-10/10	378	98	HZ 1180M D	26/AZ 13-700-10/10
337	91	HZ 1180M C	24/AZ 18-700	381	98	HZ 1180M D	26/AZ 18-700
337	92	HZ 1180M C	24/AZ 20-700	382	99	HZ 1180M D	26/AZ 20-700
338	90	HZ 1180M B	26/AZ 28-750	386	102	HZ 1180M D	26/AZ 26-700
338	96	HZ 1180M B	24/AZ 26	390	101	HZ 1180M C	26/AZ 18-10/10
339	91	HZ 1180M B	26/AZ 30-750	394	104	HZ 1180M C	26/AZ 26
340	92	HZ 1180M B	26/AZ 32-750	404	104	HZ 1180M D	26/AZ 18-10/10
340	93	HZ 1080M D	26/AZ 26	407	108	HZ 1180M D	26/AZ 26
340	89	HZ 1180M B	26/AZ 13-700				
341	89	HZ 1180M B	26/AZ 13-700-10/10				
341	96	HZ 1180M C	24/AZ 26-700				
343	89	HZ 1180M C	26/AZ 20-800				
343	95	HZ 1180M D	24/AZ 28-750				
343	90	HZ 1180M C	26/AZ 20-800-10/10				
344	89	HZ 1180M B	26/AZ 18-700				
344	96	HZ 1180M D	24/AZ 30-750				





Trademarks

ArcelorMittal is the owner of following trademark applications or registered trademarks:
"AS 500", "AU", "AZ", "GU", "HZ", "PU", "AMLoCor", "AKILA", "Beltan", "ROXAN", "Arcosedal".

In communications and documents the symbol ™ or ® must follow the trademark on its first or most prominent instance, for example: AZ®, AU™.

Credit lines must be used on all communications and documents where a trademark is used, for example:

AZ is a trademark of ArcelorMittal group

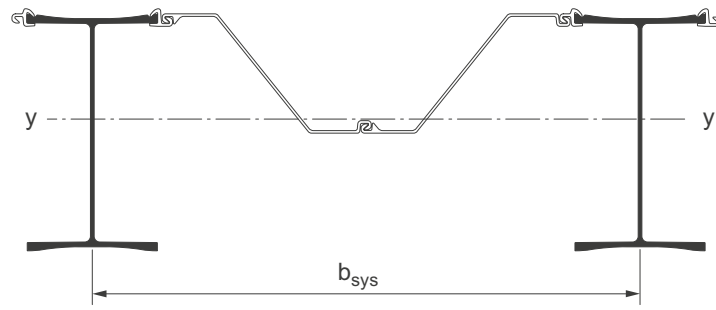
AU, AZ and HZ are trademarks of ArcelorMittal group

AZ 25-800 is a steel sheet pile manufactured by ArcelorMittal group.

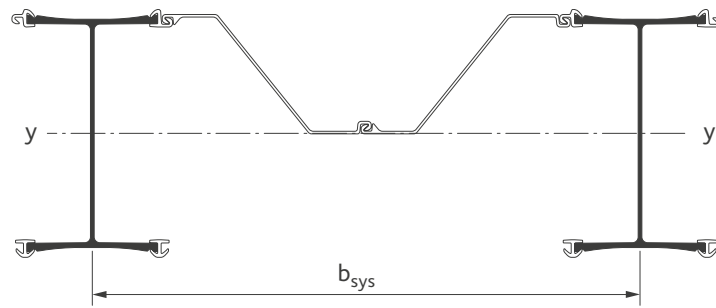
Disclaimer

The data and commentary contained within this steel sheet piling document is for general information purposes only. It is provided without warranty of any kind. ArcelorMittal Commercial RPS S.à r.l. shall not be held responsible for any errors, omissions or misuse of any of the enclosed information and hereby disclaims any and all liability resulting from the ability or inability to use the information contained within. Anyone making use of this material does so at his/her own risk. In no event will ArcelorMittal Commercial RPS S.à r.l. be held liable for any damages including lost profits, lost savings or other incidental or consequential damages arising from use of or inability to use the information contained within. Our sheet pile range is liable to change without notice.

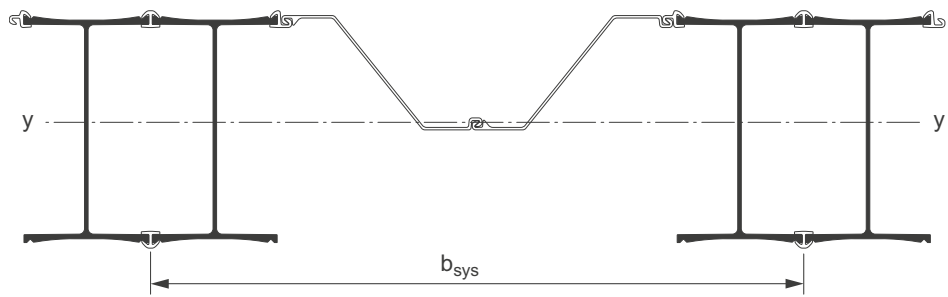
Combination 12



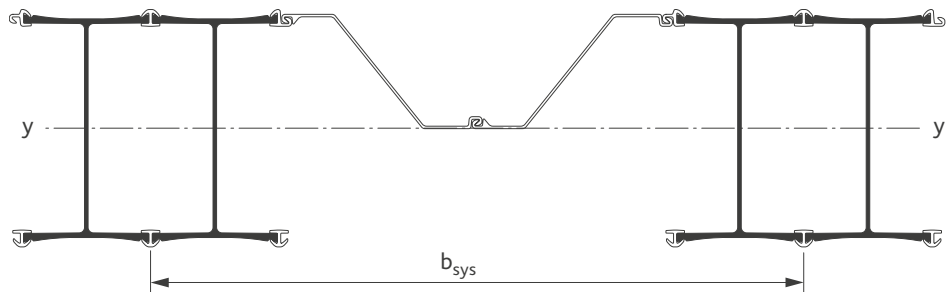
Combination 14



Combination 24



Combination 26



ArcelorMittal Commercial RPS S.à r.l.
Sheet Piling
66, rue de Luxembourg
L-4221 Esch-sur-Alzette
sheetpiling@arcelormittal.com
sheetpiling.arcelormittal.com

JD Fields & Company Inc
2727 Allen Parkway, Suite 2000
Houston, Texas 77019
www.jdfields.com
Email: eng@jdfields.com
Technical Hotline : (855) GRADE60

